

Jefferson Dad Vail Regatta

Pennsauken, NJ United States
May 8 - 9, 2026

Schedule

🚩 Results Summary

Time-Trial










Semi-Final

Final











Filters 



Event #1 Mens Varsity 1x Time-Trial 1 (08:00) Official






Place	Lane	Entry	Time	Margin
1	210	Queen's (Radhakrishnan, N.)	07:00.453	
2	208	 Brock (Tabet, C.)	07:11.397	10.944
3	204	 Clarkson (Muldoon, R.)	07:17.891	17.438
4	211	 Trent (suddard, g.)	07:21.559	21.106
5	206	 Trent (Sullivan, L.)	07:28.139	27.686
6	203	 Drexel (Manojlovic, D.)	07:39.533	39.080
7	202	 Oklahoma City (Glisic, P.)	07:46.735	46.282
8	214	 Lafayette (Marlin, C.)	08:01.319	01:00.866
9	215	 Dominican (Edmonds, S.)	08:07.171	01:06.718
10	213	 Drexel (Duncan, S.)	08:07.249	01:06.796





Event #2 Womens Varsity 1x Time-Trial 1 (08:10) Official

Place	Lane	Entry	Time	Margin
1	220	 Trent (Friar, T.)	07:43.843	
2	221	 Drexel (Ghazaz, S.)	08:19.379	35.536
3	230	 Oklahoma City (Oney, L.)	08:29.509	45.666
4	218	 MIT (Thigpen, A.)	08:33.521	49.678
5	226	 Gordon (Sell, M.)	08:50.739	01:06.896
6	229	 Dominican (Anil, A.)	08:54.365	01:10.522
7	222	 Adrian (Morreale, G.)	08:57.795	01:13.952
8	227	 MIT (Rozenberg, M.)	09:01.803	01:17.960
9	223	 Mercyhurst (Fastinger, M.)	09:11.405	01:27.562
10	232	 Simmons (Provost, S.)	09:58.161	02:14.318

< 1 - 10 of 13 >











Event #3 Mens Varsity 2- Time-Trial 1 (08:20) Official

Place	Lane	Entry	Time	Margin
1	241	 Oklahoma City (Panic, I.)	07:03.211	
2	245	Queen's (Wittstock, A.)	07:09.737	06.526
3	239	 Mercyhurst (Cole, J.)	07:13.991	10.780
4	244	 Rollins (Lopez-Morton, C.)	07:18.007	14.796
5	242	 Lafayette (Tropeano, B.)	07:18.245	15.034
6	246	 Drexel (Strain, L.)	07:23.995	20.784

Place	Lane	Entry	Time	Margin
7	248	 Pittsburgh (Haddad, M.)	07:27.775	24.564
8	247	 Jacksonville (hurst, w.)	07:29.405	26.194
9	238	 Marietta (Howell, K.)	07:30.795	27.584
10	250	 Rochester Inst. (Ricotta, N.)	07:46.107	42.896


< 1 - 10 of 15 >









Event #4 Womens Varsity 2- Time-Trial 1 (08:30) Official

Place	Lane	Entry	Time	Margin
1	261	 Long Island (Thornton, M.)	08:04.515	
2	264	 Simmons (Becknell, M.)	08:12.715	08.200
3	266	 Loyola MD (Lightner, J.)	08:13.263	08.748
4	258	 William & Mary (Gang, C.)	08:13.863	09.348
5	262	 Oklahoma City (Guzman, M.)	08:24.819	20.304
6	256	 Lafayette (Springer-Galst, N.)	08:39.687	35.172
7	263	 Mercyhurst (luther, e.)	08:43.829	39.314
8	267	 Tampa (Daddona, S.)	08:44.197	39.682
9	254	 Pittsburgh (Snopkowski, A.)	09:23.609	01:19.094
10	265	 Gordon (Hansen, S.)	09:27.209	01:22.694

< 1 - 10 of 10 >











Event #5 Mens Frosh/Novice 4+ Time-Trial 1 (08:45) Official

Place	Lane	Entry	Time	Margin
1	280	 San Diego (Provost, E.)	06:32.181	





Place	Lane	Entry	Time	Margin
2	279	 Temple (Foltz, J.)	06:35.215	03.034
3	274	 Lafayette (Ward, O.)	06:39.807	07.626
4	276	 Drexel (Powell, C.)	06:43.017	10.836
5	277	 Stetson (Yeager, O.)	06:59.469	27.288
6	278	 Rollins (Messer, C.)	07:03.731	31.550
7	273	 Union (Nguyen, N.)	07:10.425	38.244
8	275	 Colorado (Orozco, d.)	07:12.555	40.374
9	272	 Buffalo (Kuehner, T.)	07:31.579	59.398

1 - 9 of 9




Event #6 Womens Frosh/Novice 4+ Time-Trial 1 (08:55) Official

Place	Lane	Entry	Time	Margin
1	294	 Robert Morris (Kasic, S.)	07:48.329	
2	293	 Brock (Sipos, J.)	07:57.635	09.306
3	296	 Loyola MD (Guarnaccia, I.)	08:01.647	13.318
4	291	 Drake (Glennon, M.)	08:08.393	20.064
5	288	 Jefferson (Halvorsen, H.)	08:11.677	23.348
6	290	 Tampa (Frank, A.)	08:20.393	32.064
7	295	 Stockton (Mehler, M.)	08:26.195	37.866
8	289	 Miami (Kuszpa, A.)	08:33.111	44.782
9	286	 William & Mary (Kirk, B.)	08:37.487	49.158
10	297	 Merrimack (Ferrara, S.)	08:37.701	49.372





Event #7 Mens Frosh/Novice 8+ Time-Trial 1 (09:05) Official





Place	Lane	Entry	Time	Margin
1	302	 Western Ontario (Scott, C.)	05:55.499	
2	305	 Washington College (Bishop, G.)	06:13.079	17.580
3	303	 Fordham (Alexander, J.)	06:30.357	34.858
4	304	 Merchant Marine (Lee, N.)	06:37.751	42.252

Event #8 Womens Frosh/Novice 8+ Time-Trial 1 (09:10) Official

Place	Lane	Entry	Time	Margin
1	310	 Trent (Le Moine, S.)	07:19.295	
2	308	 La Salle (Mitolo, S.)	07:29.689	10.394
3	311	 Pittsburgh (OConnor, J.)	08:10.275	50.980










Event #9 Mens Varsity 2x Time-Trial 1 (09:15) Official

Place	Lane	Entry	Time	Margin
1	317	 Brock (Postma, E.)	06:42.933	
2	320	 Trent (Farrer, S.)	06:51.823	08.890
3	329	 Oklahoma City (Ressler, A.)	06:52.113	09.180
4	323	 Marist (Brandel, C.)	06:55.729	12.796
5	315	 William & Mary (Johnson, D.)	06:56.639	13.706
6	324	 Temple (Farkas, A.)	07:03.163	20.230

Place	Lane	Entry	Time	Margin
7	327	 Gordon (Gossman, E.)	07:04.751	21.818
8	316	 Drexel (Johnson, G.)	07:09.453	26.520
9	321	 Clemson (Yocum, C.)	07:09.983	27.050
10	325	 Dominican (Cruz, S.)	07:10.725	27.792

1 - 10 of 15










Event #10 Womens Varsity 2x Time-Trial 1 (09:25) Official

Place	Lane	Entry	Time	Margin
1	339	Queen's (Van Klei, J.)	07:14.577	
2	351	 Trent (Cox, C.)	07:27.447	12.870
3	350	 MIT (Reischer-Craft, A.)	07:36.733	22.156
4	343	 Gordon (Hopkins, L.)	07:42.059	27.482
5	340	 Trent (sadlik, n.)	07:50.469	35.892
6	341	 MIT (Hutter, G.)	07:53.761	39.184
7	346	 California (Zima, L.)	08:04.603	50.026
8	333	 Lafayette (Schucht, K.)	08:07.623	53.046
9	336	 William & Mary (Burgess, S.)	08:20.199	01:05.622
10	349	 Long Island (Gross, K.)	08:25.167	01:10.590










1 - 10 of 17


Event #11 Mens 2nd Varsity 4+ Time-Trial 1 (09:40) Official

Place	Lane	Entry	Time	Margin
1	362	 Drexel (Seiger, A.)	06:26.155	

Place	Lane	Entry	Time	Margin
2	359	 Stetson (Van de Griek, I.)	06:38.511	12.356
3	365	 Mercyhurst (Littlefield, N.)	06:39.795	13.640
4	367	 Colgate (White, W.)	06:43.367	17.212
5	366	 La Salle (Urquhart, D.)	06:54.301	28.146
6	364	 Marietta (Kirla, Z.)	06:54.353	28.198
7	356	 MIT (Curtis, M.)	06:54.889	28.734
8	360	 Loyola MD (Mullaly, S.)	06:57.697	31.542
9	370	 Fairfield (Tsavaris, M.)	07:12.525	46.370
10	361	 Lafayette (Sheehan, W.)	07:56.579	01:30.424
< 1 - 10 of 12 >				










Event #12 Womens 2nd Varsity 4+ Time-Trial 1 (09:50) Official

Place	Lane	Entry	Time	Margin
1	379	 Georgetown (Lord-Krause, K.)	07:34.837	
2	380	 Temple (Hinton, A.)	07:37.945	03.108
3	384	 MIT (Lin, A.)	07:57.317	22.480
4	378	 Monmouth (Pilao, I.)	08:03.971	29.134
5	376	 Robert Morris (Updyke, S.)	08:05.175	30.338
6	374	 Florida Tech (Eisenhofer, S.)	08:11.165	36.328
7	375	 Mercyhurst (Kontrik, K.)	08:19.403	44.566
8	373	 Albany (Keskin, S.)	08:26.965	52.128
9	382	 Robert Morris (Rosato, B.)	08:31.621	56.784

Place	Lane	Entry	Time	Margin
10	383	 Carnegie Mellon (Markus, C.)	08:52.139	01:17.302





1 - 10 of 10

Event #13 Mens 3rd Varsity 8+ Time-Trial 1 (10:00) Official

Place	Lane	Entry	Time	Margin
1	387	 Drexel (Djokic, D.)	05:44.457	
2	391	 Santa Clara (McKay, T.)	05:47.289	02.832
3	392	 Marist (Martinich, P.)	05:52.393	07.936
4	394	 St. Josephs (Wagner, L.)	05:55.647	11.190
5	388	 La Salle (McLaughlin, J.)	05:59.199	14.742
6	396	 Temple (Bingham, N.)	06:01.903	17.446
7	393	 Jacksonville (Kesson, D.)	06:08.131	23.674
8	395	 Marist (Brown, E.)	06:09.177	24.720
-	390	 Hobart (Dasher, J.)	Excluded	-











1 - 9 of 9

Event #14 Womens 3rd Varsity 8+ Time-Trial 1 (10:05) Official

Place	Lane	Entry	Time	Margin
1	404	 Drexel (Kronemeyer, M.)	06:48.157	
2	401	 Georgetown (Gallagher, M.)	06:54.065	05.908
3	402	 Temple (Tamburri, G.)	07:13.553	25.396
4	403	 Monmouth (McCoy, G.)	07:14.287	26.130








1 - 4 of 4




Event #15 Mens 2nd Varsity 8+ Time-Trial 1 (10:15) Official

Place	Lane	Entry	Time	Margin
1	407	 Drexel (Lourie, O.)	05:30.719	
2	410	 Temple (Gordon, C.)	05:32.153	01.434
3	408	 La Salle (Tannhäuser, P.)	05:37.377	06.658
4	414	 Santa Clara (Vieth, W.)	05:40.383	09.664
5	415	 Gonzaga (Surface, J.)	05:44.307	13.588
6	412	 Marist (Sondhof, I.)	05:44.939	14.220
7	416	 St. Josephs (White, N.)	05:45.301	14.582
8	423	 San Diego (Mulkerrins, C.)	05:48.635	17.916
9	422	 Fairfield (Mellado, L.)	05:49.397	18.678
10	417	 Marietta (Passarella, N.)	05:49.683	18.964

< 1 - 10 of 15 >











Event #16 Mens Varsity 8+ Time-Trial 1 (10:20) Official

Place	Lane	Entry	Time	Margin
1	427	 Temple (Kluge, K.)	05:22.729	
2	428	 Drexel (Werber, B.)	05:24.557	01.828
3	429	 La Salle (Howard, B.)	05:29.409	06.680
4	445	 Colgate (Williams, L.)	05:33.489	10.760
5	431	 Marist (Shockley, W.)	05:34.275	11.546
6	446	 St. Josephs (Lewandowski, C.)	05:34.383	11.654
7	439	 Jacksonville (Lockett, A.)	05:34.891	12.162

Place	Lane	Entry	Time	Margin
8	434	 MIT (Euvrard, N.)	05:35.179	12.450
9	430	 Santa Clara (Jerstroem, R.)	05:37.381	14.652
10	432	 Gonzaga (Bunn, E.)	05:38.399	15.670



< 1 - 10 of 19 >




Event #17 Womens 2nd Varsity 8+ Time-Trial 1 (10:25) Official

Place	Lane	Entry	Time	Margin
1	451	 Georgetown (Hemmerle, A.)	06:24.119	
2	454	 Temple (Kaidasz, E.)	06:33.903	09.784
3	455	 Drexel (Leimkuhler, C.)	06:39.977	15.858
4	452	 Monmouth (Mills, S.)	06:46.447	22.328
5	458	 St. Josephs (Simon, A.)	06:53.615	29.496
6	460	 Fordham (giamarusti, n.)	06:54.261	30.142
7	450	 Albany (Siksay, A.)	07:04.037	39.918
8	456	 La Salle (Barnes, K.)	07:20.329	56.210
9	459	 Iona (bond, M.)	07:58.909	01:34.790
10	457	 Merrimack (Frost, A.)	08:01.935	01:37.816

< 1 - 10 of 10 >



Event #18 Mens LTWT Varsity 4+ Time-Trial 1 (10:30) Official

Place	Lane	Entry	Time	Margin
1	464	 Brock (Dalton, S.)	06:31.407	
2	466	 Fordham (Gallagher, J.)	06:41.187	09.780

Place	Lane	Entry	Time	Margin
3	467	 Vermont (Hawk, D.)	06:45.933	14.526
4	468	 Carnegie Mellon (Liu, Y.)	07:03.805	32.398
5	465	 Gordon (Freeman, S.)	07:04.139	32.732











1 - 5 of 5

Event #19 Womens LTWT Varsity 4+ Time-Trial 1 (10:35) Official







Place	Lane	Entry	Time	Margin
1	474	 MIT (Jacobsmeier, K.)	07:52.545	
2	473	 Tampa (VanOveren, M.)	08:18.575	26.030

1 - 2 of 2











Event #20 Mens Club Varsity 4+ Time-Trial 1 (10:45) Official

Place	Lane	Entry	Time	Margin
1	476	 Lafayette (Delmore, R.)	06:28.487	
2	491	 Clemson (Conoscenti, T.)	06:32.497	04.010
3	483	 Fordham (Dos Santos, M.)	06:40.651	12.164
4	486	 Case Western (Murphy, T.)	06:42.959	14.472
5	485	 Maryland (van Rheenen, A.)	06:50.219	21.732
6	494	 Vermont (Smith, K.)	06:50.635	22.148
7	493	 Case Western (Choe, X.)	06:54.669	26.182
8	489	 Stockton (Faas, C.)	07:03.147	34.660
9	482	 VCU (Badami, S.)	07:03.167	34.680
10	478	 William & Mary (Keefe, J.)	07:03.463	34.976










Event #21 Womens Club Varsity 4+ Time-Trial 1 (10:55) Official

Place	Lane	Entry	Time	Margin
1	499	 Lafayette (Duffy, B.)	07:47.537	
2	502	 William & Mary (Ludwig, M.)	07:56.567	09.030
3	497	 Colorado (Traynor, C.)	08:11.035	23.498
4	500	 Pittsburgh (Roberts, E.)	08:15.323	27.786
5	504	 Carnegie Mellon (Brayer, H.)	08:16.161	28.624
6	503	 St. Thomas (Wallace, F.)	08:31.523	43.986

Event #22 Womens DII/DIII Varsity 4+ Time-Trial 1 (11:00) Official







Place	Lane	Entry	Time	Margin
1	517	 Union (Gagliardi, A.)	07:39.765	
2	513	 Gordon (Hopkins, L.)	07:43.937	04.172
3	512	 Rollins (Prelog, O.)	07:50.685	10.920
4	508	 Tampa (Manning, J.)	07:53.023	13.258
5	510	 Case Western (Suorsa, G.)	08:00.476	20.711
6	520	 Jefferson (Weber, J.)	08:04.885	25.120
7	509	 Jefferson (Heinz, E.)	08:06.245	26.480
8	518	 Case Western (Belding, S.)	08:31.247	51.482
9	516	 Rochester Inst. (Musuku, P.)	08:31.769	52.004
10	514	 Clark (Munoz, V.)	08:52.897	01:13.132





Event #23 Mens Varsity 4+ Time-Trial 1 (11:10) Official

Place	Lane	Entry	Time	Margin
1	526	 Drexel (Evers, L.)	06:21.339	
2	538	 Mercyhurst (wise, L.)	06:24.161	02.822
3	533	Queen's (Cuff, J.)	06:27.573	06.234
4	539	 Oklahoma City (Kovacevic, V.)	06:31.549	10.210
5	528	 Western Ontario (Friedrich Yap, S.)	06:31.857	10.518
6	529	 Temple (Bingham, N.)	06:37.915	16.576
7	527	 Fairfield (Siwiec, Z.)	06:39.687	18.348
8	534	 Rollins (Drew, D.)	06:42.105	20.766
9	531	 Franklin and Marshall (Taxter, M.)	07:00.783	39.444
10	525	 Rochester Inst. (Whitten, J.)	07:00.983	39.644









Event #24 Womens Varsity 4+ Time-Trial 1 (11:20) Official

Place	Lane	Entry	Time	Margin
1	549	 Drexel (Werber, M.)	07:05.149	
2	548	 Mercyhurst (Felsner, T.)	07:19.075	13.926
3	553	 Temple (Laryea, L.)	07:19.675	14.526
4	554	 Robert Morris (Eligio Gil, A.)	07:19.739	14.590
5	545	 MIT (Kavukcuoglu, Y.)	07:21.111	15.962
6	546	 Western Ontario (Shouldice, C.)	07:24.379	19.230

Place	Lane	Entry	Time	Margin
7	550	 Monmouth (Ciardiello, A.)	07:24.557	19.408
8	543	 Georgetown (Fatianov, K.)	07:31.823	26.674
9	542	 Florida Tech (Romberger, B.)	07:32.477	27.328
10	541	 La Salle (Bazulis, B.)	07:35.749	30.600





1 - 10 of 15





Event #25 Mens Varsity 4x Time-Trial 1 (11:30) Official

Place	Lane	Entry	Time	Margin
1	560	 Trent (suddard, g.)	06:16.815	
2	562	 Colgate (Williams, L.)	06:27.907	11.092
3	563	 Oklahoma City (Glisic, P.)	06:28.187	11.372
4	564	 Clarkson (Jakubek, E.)	07:04.183	47.368
5	561	 Dominican (Cruz, S.)	07:07.531	50.716
6	565	 Gordon (Freeman, S.)	07:11.105	54.290

1 - 6 of 6








Event #26 Womens Varsity 4x Time-Trial 1 (11:35) Official

Place	Lane	Entry	Time	Margin
1	574	 Trent (Hutt, E.)	07:14.563	
2	575	 Oklahoma City (Oney, L.)	07:23.847	09.284
3	578	Queen's (Van Klei, J.)	07:24.513	09.950
4	573	 MIT (Thigpen, A.)	07:36.575	22.012
5	569	 Gordon (Hutton, M.)	07:39.575	25.012

Place	Lane	Entry	Time	Margin
6	570	 Miami (Philipp, S.)	07:49.621	35.058
7	577	 Tampa (Manning, J.)	08:12.247	57.684
8	571	 William & Mary (Harclerode, M.)	08:28.423	01:13.860
9	576	 Dominican (Adkins, L.)	09:15.937	02:01.374



1 - 9 of 9

Event #27 Mens Club/DIII Varsity 8+ Time-Trial 1 (11:45) Official

Place	Lane	Entry	Time	Margin
1	586	 Marietta (Invernizzi Cuyer, N.)	05:35.477	
2	587	 Fordham (Kausch, P.)	05:42.317	06.840
3	583	 Vassar (Gee, R.)	05:50.291	14.814
4	584	 Villanova (Zerrenner, N.)	06:02.549	27.072
5	585	 Catholic (Koubek, J.)	06:04.053	28.576
6	582	 Rochester Inst. (Ferreira, S.)	06:04.539	29.062
7	588	 Catholic (Spelman, O.)	06:39.323	01:03.846











1 - 7 of 7

Event #28 Womens DII Varsity 8+ Time-Trial 1 (11:50) Official



Place	Lane	Entry	Time	Margin
1	593	 Rollins (Sparks, K.)	07:00.049	
2	594	 Jefferson (Chaffee, A.)	07:00.949	00.900
3	595	 Vermont (Chiuten-Black, G.)	07:03.495	03.446



1 - 3 of 3

Event #29 Womens DIII Varsity 8+ Time-Trial 1 (11:55) Official

Place	Lane	Entry	Time	Margin
1	602	 Catholic (Murrey, A.)	06:36.711	
2	604	 Vassar (Nally, B.)	06:41.259	04.548
3	599	 Rochester Inst. (Callahan, J.)	07:01.445	24.734
4	601	 Clark (Martone, C.)	07:02.065	25.354
5	600	 Bryn Mawr (Conroy, L.)	07:03.391	26.680
6	603	 Stockton (Dunn, M.)	07:10.533	33.822
7	608	 Stockton (Weirick, R.)	07:25.721	49.010
8	605	 Franklin & Marshall (Truong, C.)	07:37.563	01:00.852
9	607	 Bryn Mawr (Kuhn, A.)	07:43.315	01:06.604
10	609	 Catholic (Mirjah, G.)	07:50.091	01:13.380
< 1 - 10 of 11 >				






Event #30 Womens Varsity 8+ Time-Trial 1 (12:10) Official

Place	Lane	Entry	Time	Margin
1	625	 Temple (Borg, A.)	06:10.033	
2	617	 MIT (Chan, A.)	06:19.451	09.418
3	624	 St. Josephs (Hoffman, M.)	06:19.603	09.570
4	622	 Western Ontario (Mason-Wetherill, K.)	06:19.643	09.610
5	621	 Drexel (Townsend, A.)	06:22.441	12.408
6	616	Queen's (Jansen, G.)	06:26.179	16.146
7	615	 Georgetown (McDonnell, M.)	06:27.503	17.470

Place	Lane	Entry	Time	Margin
8	626	 Fordham (Hinz, E.)	06:28.053	18.020
9	618	 La Salle (Hintze, M.)	06:29.099	19.066
10	623	 Albany (LaBuff, A.)	06:32.945	22.912







1 - 10 of 13

Event #31 Mens Varsity 1x Semi-Final 1 (13:15) Official







Place	Lane	Entry	Time	Margin
1	3	Queen's (Radhakrishnan, N.)	07:53.750	
2	4	 Trent (suddard, g.)	07:56.710	02.960
3	1	 Dominican (Edmonds, S.)	08:18.480	24.730
4	2	 Trent (Sullivan, L.)	08:34.480	40.730
5	6	 Adrian (Salvatera, J.)	08:57.920	01:04.170
6	5	 Lafayette (Marlin, C.)	09:41.420	01:47.670

1 - 6 of 6







Event #32 Mens Varsity 1x Semi-Final 2 (13:20) Official

Place	Lane	Entry	Time	Margin
1	3	 Brock (Tabet, C.)	07:42.000	
2	4	 Clarkson (Muldoon, R.)	07:47.320	05.320
3	2	 Drexel (Manojlovic, D.)	08:02.310	20.310
4	5	 Oklahoma City (Glisic, P.)	08:14.940	32.940
5	6	 Washington College (Andrews, A.)	09:04.670	01:22.670
6	1	 Drexel (Duncan, S.)	10:20.170	02:38.170


Event #33 Womens Varsity 1x Semi-Final 1 (13:25) Official






Place	Lane	Entry	Time	Margin
1	3	 Trent (Friar, T.)	08:39.860	
2	4	 MIT (Thigpen, A.)	08:55.590	15.730
3	2	 Gordon (Sell, M.)	09:03.160	23.300
4	5	 MIT (Rozenberg, M.)	09:29.270	49.410
5	1	 Mercyhurst (Fastinger, M.)	09:51.650	01:11.790
6	6	 Clarkson (Mastrototero, E.)	09:59.070	01:19.210

Event #34 Womens Varsity 1x Semi-Final 2 (13:30) Official

Place	Lane	Entry	Time	Margin
1	3	 Drexel (Ghazaz, S.)	09:03.030	
2	4	 Oklahoma City (Oney, L.)	09:09.790	06.760
3	2	 Dominican (Anil, A.)	09:21.060	18.030
4	5	 Adrian (Morreale, G.)	09:40.360	37.330
5	1	 Simmons (Provost, S.)	11:02.910	01:59.880
-	6	 William & Mary (Levy, S.)	DNS	-






Event #35 Mens Varsity 2- Semi-Final 1 (13:35) Official

Place	Lane	Entry	Time	Margin
1	3	 Oklahoma City (Panic, I.)	07:22.680	

Place	Lane	Entry	Time	Margin
2	5	 Jacksonville (hurst, w.)	07:42.430	19.750
3	4	 Rollins (Lopez-Morton, C.)	07:44.050	21.370
4	2	 Lafayette (Tropeano, B.)	07:47.770	25.090
5	6	 Loyola MD (Williams, C.)	08:18.300	55.620
6	1	 Marietta (Howell, K.)	08:21.690	59.010





1 - 6 of 6


Event #36 Mens Varsity 2- Semi-Final 2 (13:40) Official

Place	Lane	Entry	Time	Margin
1	3	Queen's (Wittstock, A.)	07:43.890	
2	4	 Mercyhurst (Cole, J.)	07:58.770	14.880
3	1	 Rochester Inst. (Ricotta, N.)	08:07.350	23.460
4	5	 Pittsburgh (Haddad, M.)	08:17.380	33.490
5	2	 Drexel (Strain, L.)	08:30.560	46.670
6	6	 Stetson (Leitelt, M.)	08:47.760	01:03.870

1 - 6 of 6






Event #37 Womens Varsity 2- Semi-Final 1 (13:45) Official

Place	Lane	Entry	Time	Margin
1	3	 Long Island (Thornton, M.)	08:42.270	
2	2	 Oklahoma City (Guzman, M.)	08:48.140	05.870
3	4	 William & Mary (Gang, C.)	08:54.250	11.980
4	5	 Tampa (Daddona, S.)	09:31.230	48.960

Place	Lane	Entry	Time	Margin
5	1	 Pittsburgh (Snopkowski, A.)	10:21.470	01:39.200





1 - 5 of 5

Event #38 Womens Varsity 2- Semi-Final 2 (13:50) Official

Place	Lane	Entry	Time	Margin
1	3	 Simmons (Becknell, M.)	08:40.890	
2	4	 Loyola MD (Lightner, J.)	08:46.940	06.050
3	2	 Lafayette (Springer-Galst, N.)	09:15.730	34.840
4	5	 Mercyhurst (luther, e.)	09:52.750	01:11.860
5	1	 Gordon (Hansen, S.)	10:18.900	01:38.010



1 - 5 of 5




Event #39 Mens Frosh/Novice 4+ Semi-Final 1 (13:55) Official

Place	Lane	Entry	Time	Margin
1	3	 San Diego (Provost, E.)	06:57.320	
2	4	 Drexel (Powell, C.)	07:13.710	16.390
3	2	 Stetson (Yeager, O.)	07:16.420	19.100
4	5	 Colorado (Orozco, d.)	07:32.200	34.880

1 - 4 of 4






Event #40 Mens Frosh/Novice 4+ Semi-Final 2 (14:00) Official

Place	Lane	Entry	Time	Margin
1	3	 Temple (Foltz, J.)	06:53.420	
2	2	 Rollins (Messer, C.)	07:06.550	13.130

Place	Lane	Entry	Time	Margin
3	4	 Lafayette (Ward, O.)	07:07.760	14.340
4	5	 Union (Nguyen, N.)	07:21.270	27.850
5	1	 Buffalo (Kuehner, T.)	07:47.990	54.570

1 - 5 of 5

Event #41 Womens Frosh/Novice 4+ Semi-Final 1 (14:05) Official

Place	Lane	Entry	Time	Margin
1	3	 Robert Morris (Kasic, S.)	08:04.990	
2	5	 Miami (Kuszpa, A.)	08:20.070	15.080
3	4	 Drake (Glennon, M.)	08:27.240	22.250
4	2	 Jefferson (Halvorsen, H.)	08:32.530	27.540
5	1	 William & Mary (Kirk, B.)	09:12.320	01:07.330



1 - 5 of 5

Event #42 Womens Frosh/Novice 4+ Semi-Final 2 (14:10) Official

Place	Lane	Entry	Time	Margin
1	4	 Loyola MD (Guarnaccia, I.)	08:16.980	
2	2	 Tampa (Frank, A.)	08:30.130	13.150
3	3	 Brock (Sipos, J.)	08:37.410	20.430
4	1	 Merrimack (Ferrara, S.)	08:56.410	39.430
5	5	 Stockton (Mehler, M.)	09:03.940	46.960
6	6	 Pittsburgh (Perri, M.)	09:08.490	51.510







1 - 6 of 6

Event #43 Mens Varsity 2x Semi-Final 1 (14:15) Official

Place	Lane	Entry	Time	Margin
1	3	 Brock (Postma, E.)	07:13.750	
2	2	 William & Mary (Johnson, D.)	07:20.290	06.540
3	1	 Clemson (Yocum, C.)	07:27.050	13.300
4	4	 Marist (Brandel, C.)	07:41.980	28.230
5	5	 Drexel (Johnson, G.)	08:01.170	47.420
6	6	 Long Island (Fredlund, A.)	08:21.890	01:08.140


< 1 - 6 of 6 >





Event #44 Mens Varsity 2x Semi-Final 2 (14:20) Official

Place	Lane	Entry	Time	Margin
1	4	 Oklahoma City (Ressler, A.)	07:16.620	
2	2	 Temple (Farkas, A.)	07:19.660	03.040
3	5	 Gordon (Gossman, E.)	07:20.740	04.120
4	1	 Dominican (Cruz, S.)	07:30.620	14.000
5	3	 Trent (Farrer, S.)	07:38.590	21.970
6	6	 Pittsburgh (Noaman, E.)	07:49.990	33.370

< 1 - 6 of 6 >







Event #45 Womens Varsity 2x Semi-Final 1 (14:25) Official

Place	Lane	Entry	Time	Margin
1	3	Queen's (Van Klei, J.)	07:54.430	
2	4	 Gordon (Hopkins, L.)	08:15.740	21.310

Place	Lane	Entry	Time	Margin
3	2	 Trent (sadlik, n.)	08:25.320	30.890
4	1	 William & Mary (Burgess, S.)	08:49.680	55.250
5	5	 Lafayette (Schucht, K.)	08:55.370	01:00.940
6	6	 Rochester Inst. (McNamara, M.)	09:13.880	01:19.450






1 - 6 of 6

Event #46 Womens Varsity 2x Semi-Final 2 (14:30) Official

Place	Lane	Entry	Time	Margin
1	3	 Trent (Cox, C.)	08:05.760	
2	4	 MIT (Reischer-Craft, A.)	08:14.990	09.230
3	2	 MIT (Hutter, G.)	08:38.530	32.770
4	6	 Pittsburgh (Hopkins, A.)	09:04.390	58.630
5	5	 California (Zima, L.)	09:13.550	01:07.790
-	1	 Long Island (Gross, K.)	DNS	-




1 - 6 of 6

Event #47 Mens 2nd Varsity 4+ Semi-Final 1 (14:35) Official

Place	Lane	Entry	Time	Margin
1	3	 Drexel (Seiger, A.)	06:49.150	
2	4	 Colgate (White, W.)	06:54.280	05.130
3	2	 La Salle (Urquhart, D.)	07:07.830	18.680
4	5	 Loyola MD (Mullaly, S.)	07:24.750	35.600
5	1	 Fairfield (Tsavaris, M.)	07:39.580	50.430








Event #48 Mens 2nd Varsity 4+ Semi-Final 2 (14:40) Official

Place	Lane	Entry	Time	Margin
1	3	 Stetson (Van de Griek, I.)	06:53.140	
2	2	 Marietta (Kirla, Z.)	06:59.140	06.000
3	4	 Mercyhurst (Littlefield, N.)	07:03.610	10.470
4	5	 MIT (Curtis, M.)	07:28.850	35.710
5	1	 Lafayette (Sheehan, W.)	08:29.650	01:36.510
6	6	 Carnegie Mellon (Lee, M.)	08:44.950	01:51.810








Event #49 Womens 2nd Varsity 4+ Semi-Final 1 (14:45) Official

Place	Lane	Entry	Time	Margin
1	3	 Georgetown (Lord-Krause, K.)	08:04.810	
2	2	 Robert Morris (Updyke, S.)	08:31.650	26.840
3	4	 Monmouth (Pilao, I.)	08:46.050	41.240
4	1	 Robert Morris (Rosato, B.)	08:57.350	52.540
5	5	 Albany (Keskin, S.)	08:57.580	52.770







Event #50 Womens 2nd Varsity 4+ Semi-Final 2 (14:50) Official

Place	Lane	Entry	Time	Margin
1	3	 Temple (Hinton, A.)	08:08.220	
2	2	 Florida Tech (Eisenhofer, S.)	08:39.270	31.050

Place	Lane	Entry	Time	Margin
3	4	 MIT (Lin, A.)	08:43.540	35.320
4	5	 Mercyhurst (Kontrik, K.)	08:55.760	47.540
5	1	 Carnegie Mellon (Markus, C.)	09:42.700	01:34.480





1 - 5 of 5

Event #51 Mens 3rd Varsity 8+ Semi-Final 1 (14:55) Official

Place	Lane	Entry	Time	Margin
1	3	 Drexel (Djokic, D.)	05:58.010	
2	2	 La Salle (McLaughlin, J.)	06:03.050	05.040
3	4	 St. Josephs (Wagner, L.)	06:22.530	24.520
4	5	 Marist (Brown, E.)	06:34.230	36.220


1 - 4 of 4






Event #52 Mens 3rd Varsity 8+ Semi-Final 2 (15:00) Official

Place	Lane	Entry	Time	Margin
1	3	 Santa Clara (McKay, T.)	06:07.930	
2	4	 Marist (Martinich, P.)	06:12.270	04.340
3	2	 Temple (Bingham, N.)	06:18.490	10.560
4	5	 Jacksonville (Kesson, D.)	06:25.720	17.790

1 - 4 of 4

Event #53 Mens 2nd Varsity 8+ Semi-Final 1 (15:05) Official

Place	Lane	Entry	Time	Margin
1	3	 Drexel (Lourie, O.)	05:45.410	

Place	Lane	Entry	Time	Margin
2	4	 Santa Clara (Vieth, W.)	05:56.900	11.490
3	2	 Gonzaga (Surface, J.)	06:02.760	17.350
4	5	 San Diego (Mulkerrins, C.)	06:05.360	19.950
5	1	 Fairfield (Mellado, L.)	06:07.640	22.230
6	6	 Embry-Riddle (McHugh, K.)	06:09.750	24.340





1 - 6 of 6

Event #54 Mens 2nd Varsity 8+ Semi-Final 2 (15:10) Official

Place	Lane	Entry	Time	Margin
1	3	 Temple (Gordon, C.)	05:45.330	
2	4	 La Salle (Tannhäuser, P.)	05:50.050	04.720
3	2	 Marist (Sondhof, I.)	05:58.270	12.940
4	6	 MIT (Arendt, R.)	06:01.940	16.610
5	1	 Marietta (Passarella, N.)	06:02.050	16.720
6	5	 St. Josephs (White, N.)	06:08.250	22.920

1 - 6 of 6






Event #55 Womens 2nd Varsity 8+ Semi-Final 1 (15:15) Official

Place	Lane	Entry	Time	Margin
1	3	 Georgetown (Hemmerle, A.)	06:42.310	
2	4	 Monmouth (Mills, S.)	07:11.680	29.370
3	2	 St. Josephs (Simon, A.)	07:24.370	42.060
4	5	 La Salle (Barnes, K.)	07:45.700	01:03.390

Place	Lane	Entry	Time	Margin
5	1	 Iona (bond, M.)	08:34.570	01:52.260




1 - 5 of 5

Event #56 Womens 2nd Varsity 8+ Semi-Final 2 (15:20) Official

Place	Lane	Entry	Time	Margin
1	3	 Temple (Kaidasz, E.)	06:51.440	
2	4	 Drexel (Leimkuhler, C.)	06:55.460	04.020
3	2	 Fordham (giamarusti, n.)	07:04.230	12.790
4	5	 Albany (Siksay, A.)	07:23.990	32.550
5	1	 Merrimack (Frost, A.)	08:24.110	01:32.670







1 - 5 of 5

Event #57 Mens Club Varsity 4+ Semi-Final 1 (15:25) Official

Place	Lane	Entry	Time	Margin
1	3	 Lafayette (Delmore, R.)	06:50.720	
2	4	 Case Western (Murphy, T.)	06:54.190	03.470
3	2	 Maryland (van Rheenen, A.)	07:10.920	20.200
4	1	 VCU (Badami, S.)	07:13.670	22.950
5	6	 Clarkson (Jakubek, E.)	07:29.260	38.540
6	5	 Stockton (Faas, C.)	07:31.970	41.250






1 - 6 of 6

Event #58 Mens Club Varsity 4+ Semi-Final 2 (15:30) Official

Place	Lane	Entry	Time	Margin
1	3	 Clemson (Conoscenti, T.)	06:51.880	
2	4	 Fordham (Dos Santos, M.)	07:06.890	15.010
3	2	 Vermont (Smith, K.)	07:10.900	19.020
4	5	 Case Western (Choe, X.)	07:12.000	20.120
5	1	 William & Mary (Keefe, J.)	07:34.700	42.820
6	6	 Duke (White, A.)	07:49.920	58.040




1 - 6 of 6




Event #59 Womens DII/DIII Varsity 4+ Semi-Final 1 (15:35) Official

Place	Lane	Entry	Time	Margin
1	3	 Union (Gagliardi, A.)	08:09.390	
2	2	 Case Western (Suorsa, G.)	08:14.380	04.990
3	4	 Tampa (Manning, J.)	08:17.550	08.160
4	1	 Rochester Inst. (Musuku, P.)	09:08.020	58.630
5	5	 Case Western (Belding, S.)	09:26.260	01:16.870
6	6	 Simmons (Maurer, S.)	10:47.490	02:38.100

1 - 6 of 6






Event #60 Womens DII/DIII Varsity 4+ Semi-Final 2 (15:40) Official

Place	Lane	Entry	Time	Margin
1	3	 Gordon (Hopkins, L.)	07:58.540	
2	4	 Rollins (Prelog, O.)	08:04.150	05.610
3	2	 Jefferson (Weber, J.)	08:09.010	10.470

Place	Lane	Entry	Time	Margin
4	5	 Jefferson (Heinz, E.)	08:34.800	36.260
5	1	 Clark (Munoz, V.)	09:26.220	01:27.680
6	6	 Simmons (Provost, S.)	09:34.140	01:35.600






1 - 6 of 6

Event #61 Mens Varsity 4+ Semi-Final 1 (15:45) Official

Place	Lane	Entry	Time	Margin
1	3	 Drexel (Evers, L.)	06:41.420	
2	4	 Oklahoma City (Kovacevic, V.)	06:45.800	04.380
3	2	 Western Ontario (Friedrich Yap, S.)	06:57.840	16.420
4	1	 Franklin and Marshall (Taxter, M.)	07:07.010	25.590
5	5	 Rollins (Drew, D.)	07:13.980	32.560







1 - 5 of 5

Event #62 Mens Varsity 4+ Semi-Final 2 (15:50) Official

Place	Lane	Entry	Time	Margin
1	3	 Mercyhurst (wise, L.)	06:44.120	
2	4	Queen's (Cuff, J.)	06:48.800	04.680
3	2	 Temple (Bingham, N.)	06:56.010	11.890
4	5	 Fairfield (Siwiec, Z.)	06:59.780	15.660
5	1	 Rochester Inst. (Whitten, J.)	07:20.720	36.600
6	6	 Iona (Gelevan, B.)	08:38.660	01:54.540







1 - 6 of 6

Event #63 Womens Varsity 4+ Semi-Final 1 (15:55) Official

Place	Lane	Entry	Time	Margin
1	3	 Drexel (Werber, M.)	07:25.820	
2	2	 MIT (Kavukcuoglu, Y.)	07:29.730	03.910
3	5	 Georgetown (Fatianov, K.)	07:35.880	10.060
4	4	 Robert Morris (Eligio Gil, A.)	07:39.400	13.580
5	1	 Florida Tech (Romberger, B.)	07:41.560	15.740
6	6	 Fordham (Jacob, D.)	08:18.690	52.870



< 1 - 6 of 6 >



Event #64 Womens Varsity 4+ Semi-Final 2 (16:00) Official

Place	Lane	Entry	Time	Margin
1	1	 La Salle (Bazulis, B.)	07:39.750	
2	2	 Western Ontario (Shouldice, C.)	07:43.140	03.390
3	4	 Temple (Laryea, L.)	07:43.346	03.596
4	3	 Mercyhurst (Felsner, T.)	07:46.050	06.300
5	6	 Loyola MD (Burger, M.)	07:55.040	15.290
6	5	 Monmouth (Ciardiello, A.)	08:03.403	23.653

< 1 - 6 of 6 >





Event #65 Womens Varsity 4x Semi-Final 1 (16:05) Official

Place	Lane	Entry	Time	Margin
1	3	 Trent (Hutt, E.)	07:37.870	
2	4	 MIT (Thigpen, A.)	07:39.180	01.310

Place	Lane	Entry	Time	Margin
3	2	 Gordon (Hutton, M.)	08:15.710	37.840
4	5	 William & Mary (Harclerode, M.)	09:54.590	02:16.720





< 1 - 4 of 4 >

Event #66 Womens Varsity 4x Semi-Final 2 (16:10) Official

Place	Lane	Entry	Time	Margin
1	3	 Oklahoma City (Oney, L.)	07:27.970	
2	2	 Miami (Philipp, S.)	07:36.740	08.770
3	4	Queen's (Van Klei, J.)	07:46.600	18.630
4	5	 Tampa (Manning, J.)	08:34.100	01:06.130
5	1	 Dominican (Adkins, L.)	09:28.610	02:00.640


< 1 - 5 of 5 >



Event #67 Mens Varsity 1x Final 3 (16:15) Official

Place	Lane	Entry	Time	Margin
1	3	 Washington College (Montero, A.)	08:54.750	
2	5	 Oklahoma City (Denton, T.)	09:40.510	45.760
3	4	 Rochester Inst. (Murali Gurappa, S.)	09:55.410	01:00.660
-	2	 Rollins (Acha, G.)	DNF	-

< 1 - 4 of 4 >



Event #68 Mens Varsity 2- Final 3 (16:20) Official

Place	Lane	Entry	Time	Margin
1	3	 North Carolina St (VanArsdalen, C.)	08:27.980	

Place	Lane	Entry	Time	Margin
2	4	 Washington College (Skozilas, S.)	08:47.560	19.580
3	2	 Colorado (McKay, G.)	10:00.360	01:32.380






1 - 3 of 3

Event #69 Mens Varsity 2x Final 3 (16:25) Official

Place	Lane	Entry	Time	Margin
1	3	 Stockton (Woodmansee, J.)	08:31.530	
2	4	 Rochester Inst. (Philip, A.)	09:00.800	29.270



1 - 2 of 2

Event #70 Womens Varsity 2x Final 3 (16:30) Official

Place	Lane	Entry	Time	Margin
1	3	 Haverford College (Hackenberg, M.)	09:08.600	
2	4	 Adrian (Koepfler, L.)	09:13.950	05.350
3	1	 Merchant Marine (Yost, E.)	10:27.060	01:18.460
-	2	 Dominican (Anil, A.)	Scratch	-
-	5	 Monmouth (Chavez, A.)	DNS	-





1 - 5 of 5

Event #71 Mens 2nd Varsity 8+ Final 3 (16:35) Official

Place	Lane	Entry	Time	Margin
1	2	 Hobart (Beatley, T.)	05:59.930	
2	3	 Jacksonville (Murfett, A.)	06:03.980	04.050
3	4	 Florida Tech (Holle, L.)	06:20.660	20.730



1 - 3 of 3

Event #72 Mens Club Varsity 4+ Final 3 (16:40) Official

Place	Lane	Entry	Time	Margin
1	3	 St. Thomas (Supan, S.)	07:33.020	
2	4	 Pittsburgh (Hackney, D.)	08:08.010	34.990
3	2	 Haverford College (DeHaas, A.)	08:17.350	44.330
4	5	 Maryland (Gunduz, O.)	08:58.980	01:25.960

< 1 - 4 of 4 >

Event #73 Womens Varsity 4+ Final 3 (16:45) Official

Place	Lane	Entry	Time	Margin
1	3	 Drake (Magnuson, L.)	08:18.020	
2	4	 Albany (Hughes, S.)	08:33.700	15.680
3	2	 St. Josephs (James, N.)	08:42.890	24.870





< 1 - 3 of 3 >

Event #74 Mens Varsity 8+ Semi-Final 1 (16:50) Official

Place	Lane	Entry	Time	Margin
1	3	 Temple (Kluge, K.)	05:38.940	
2	5	 MIT (Euvrard, N.)	05:41.780	02.840
3	4	 Colgate (Williams, L.)	05:42.740	03.800
4	2	 Marist (Shockley, W.)	05:44.030	05.090
5	1	 Santa Clara (Jerstroem, R.)	05:47.600	08.660
6	6	 San Diego (Conover, J.)	05:53.650	14.710








< 1 - 6 of 6 >

Event #75 Mens Varsity 8+ Semi-Final 2 (16:55) Official

Place	Lane	Entry	Time	Margin
1	3	 Drexel (Werber, B.)	05:39.100	
2	4	 La Salle (Howard, B.)	05:40.350	01.250
3	1	 Gonzaga (Bunn, E.)	05:45.990	06.890
4	2	 St. Josephs (Lewandowski, C.)	05:47.600	08.500
5	6	 Loyola MD (Shaw, B.)	05:56.320	17.220
6	5	 Jacksonville (Lockett, A.)	05:57.090	17.990


< 1 - 6 of 6 >





Event #76 Mens Varsity 8+ Final 3 (17:00) Official

Place	Lane	Entry	Time	Margin
1	7	 Hobart (O'Connor, O.)	05:49.840	
2	2	 Stetson (Bax, R.)	05:54.750	04.910
3	3	 Embry-Riddle (Linkugel, R.)	05:57.920	08.080
4	1	 Mercyhurst (petalidis, i.)	05:58.120	08.280
5	4	 Florida Tech (Gardella, S.)	06:01.780	11.940
6	5	 Fairfield (Gibbons, B.)	06:03.430	13.590
7	6	 Iona (Ocampo, A.)	06:31.830	41.990

< 1 - 7 of 7 >







Event #77 Womens DIII Varsity 8+ Semi-Final 1 (17:05) Official

Place	Lane	Entry	Time	Margin
1	3	 Catholic (Murrey, A.)	06:56.010	

Place	Lane	Entry	Time	Margin
2	2	 Bryn Mawr (Conroy, L.)	07:22.100	26.090
3	4	 Clark (Martone, C.)	07:27.360	31.350
4	1	 Bryn Mawr (Kuhn, A.)	07:46.150	50.140
5	5	 Franklin & Marshall (Truong, C.)	08:04.650	01:08.640

1 - 5 of 5

Event #78 Womens DIII Varsity 8+ Semi-Final 2 (17:10) Official

Place	Lane	Entry	Time	Margin
1	3	 Vassar (Nally, B.)	07:06.550	
2	2	 Stockton (Dunn, M.)	07:18.770	12.220
3	4	 Rochester Inst. (Callahan, J.)	07:20.800	14.250
4	5	 Stockton (Weirick, R.)	07:45.080	38.530
5	6	 Marietta (Kurman, A.)	07:50.040	43.490
-	1	 Catholic (Mirjah, G.)	Scratch	-

1 - 6 of 6






Event #79 Womens Varsity 8+ Semi-Final 1 (17:15) Official

Place	Lane	Entry	Time	Margin
1	3	 Temple (Borg, A.)	06:36.420	
2	2	 Drexel (Townsend, A.)	06:41.210	04.790
3	5	 Fordham (Hinz, E.)	06:43.830	07.410
4	1	 La Salle (Hintze, M.)	06:47.320	10.900
5	4	 Western Ontario (Mason-Wetherill, K.)	06:55.080	18.660

Place	Lane	Entry	Time	Margin
6	6	 Merrimack (Pernilla-Roche, A.)	07:23.450	47.030


1 - 6 of 6

Event #80 Womens Varsity 8+ Semi-Final 2 (17:20) Official

Place	Lane	Entry	Time	Margin
1	3	 MIT (Chan, A.)	06:32.970	
2	2	Queen's (Jansen, G.)	06:37.950	04.980
3	1	 Albany (LaBuff, A.)	06:40.570	07.600
4	5	 Georgetown (McDonnell, M.)	06:40.670	07.700
5	4	 St. Josephs (Hoffman, M.)	06:45.400	12.430
6	6	 Monmouth (Cohen, A.)	07:08.700	35.730


1 - 6 of 6

Event #81 Men's PR2 Single Scull Final 1 (07:00) Official

Place	Lane	Entry	Time	Margin
	4	CRI (Campbell, C.)	10:29.260	

1 - 1 of 1

Event #82 Women's PR2 Single Scull Final 1 (07:00) Official



Place	Lane	Entry	Time	Margin
	3	CPTLRC (Rubin, D.)	12:16.340	

1 - 1 of 1









Event #83 Men's PR3 Single Scull Final 1 (07:10) Official

Place	Lane	Entry	Time	Margin
	3	 Catholic (Cone, J.)	08:29.210	
< 1 - 1 of 1 >				








Event #84 Women's PR3 Single Scull Final 1 (07:10) Official


Place	Lane	Entry	Time	Margin
	4	 Dominican (Adkins, L.)	13:21.960	
< 1 - 1 of 1 >				

Event #85 Mens Varsity Single - Grand Final Lou McCormick Trophy (07:20) Official

Place	Lane	Entry	Time	Margin
	3	Queen's (Radhakrishnan, N.)	07:21.940	
	4	 Brock (Tabet, C.)	07:32.000	10.060
	2	 Clarkson (Muldoon, R.)	07:33.040	11.100
4	5	 Trent (suddard, g.)	07:55.440	33.500
5	6	 Drexel (Manojlovic, D.)	08:10.590	48.650
6	1	 Dominican (Edmonds, S.)	08:19.830	57.890
< 1 - 6 of 6 >				









Event #86 Womens Varsity Single - Grand Final David McCormick Trophy (07:30) Official

Place	Lane	Entry	Time	Margin
	3	 Trent (Friar, T.)	08:24.350	
	4	 Drexel (Ghazaz, S.)	08:50.600	26.250
	5	 MIT (Thigpen, A.)	08:53.340	28.990
4	2	 Oklahoma City (Oney, L.)	08:58.120	33.770

Place	Lane	Entry	Time	Margin
5	1	 Gordon (Sell, M.)	09:17.270	52.920
6	7	 Adrian (Morreale, G.)	09:22.600	58.250
7	6	 Dominican (Anil, A.)	09:37.920	01:13.570










1 - 7 of 7

Event #87 Mens Varsity Pair - Grand Final Neggard Cup (07:40) Official

Place	Lane	Entry	Time	Margin
	3	 Oklahoma City (Panic, I.)	07:20.030	
	4	Queen's (Wittstock, A.)	07:37.950	17.920
	2	 Mercyhurst (Cole, J.)	07:39.740	19.710
4	1	 Rollins (Lopez-Morton, C.)	07:49.030	29.000
5	5	 Jacksonville (hurst, w.)	07:51.160	31.130
6	6	 Rochester Inst. (Ricotta, N.)	07:55.660	35.630










1 - 6 of 6

Event #88 Womens Varsity Pair - Grand Final The Morrow Bowl (07:50) Official

Place	Lane	Entry	Time	Margin
	3	 Long Island (Thornton, M.)	08:35.260	
	4	 Simmons (Becknell, M.)	08:39.200	03.940
	2	 Loyola MD (Lightner, J.)	08:46.650	11.390
4	5	 Oklahoma City (Guzman, M.)	08:51.240	15.980
5	1	 William & Mary (Gang, C.)	08:52.430	17.170
6	6	 Lafayette (Springer-Galst, N.)	09:14.790	39.530



Event #89 Mens Frosh/Novice - Grand Final The Lindy Cup (08:00) Official

Place	Lane	Entry	Time	Margin
	4	 Temple (Foltz, J.)	06:55.410	
	3	 San Diego (Provost, E.)	06:58.370	02.960
	5	 Drexel (Powell, C.)	07:00.300	04.890
4	6	 Lafayette (Ward, O.)	07:08.030	12.620
5	2	 Rollins (Messer, C.)	07:19.360	23.950
6	1	 Stetson (Yeager, O.)	07:20.800	25.390








Event #90 Womens Frosh/Novice Four - Grand Final (08:10) Official

Place	Lane	Entry	Time	Margin
	3	 Robert Morris (Kasic, S.)	08:03.270	
	5	 Miami (Kuszpa, A.)	08:08.510	05.240
	4	 Loyola MD (Guarnaccia, I.)	08:13.360	10.090
4	6	 Brock (Sipos, J.)	08:25.700	22.430
5	1	 Drake (Glennon, M.)	08:29.100	25.830
6	2	 Tampa (Frank, A.)	08:46.500	43.230



Event #91 Mens F/N Eight - Grand Final The Brett Cup (08:20) Official

Place	Lane	Entry	Time	Margin
	3	 Western Ontario (Scott, C.)	06:22.430	

Place	Lane	Entry	Time	Margin
	4	 Washington College (Bishop, G.)	06:33.990	11.560
	2	 Fordham (Alexander, J.)	06:53.150	30.720
4	5	 Merchant Marine (Lee, N.)	07:15.070	52.640

< 1 - 4 of 4 >

Event #92 Womens Frosh/Novice Eight - Grand Final The Vaughan Trophy (08:30) Official

Place	Lane	Entry	Time	Margin
	3	 Trent (Le Moine, S.)	07:36.380	
	4	 La Salle (Mitolo, S.)	07:56.530	20.150
	2	 Pittsburgh (OConnor, J.)	08:42.470	01:06.090









< 1 - 3 of 3 >

Event #93 Mens Varsity Double - Grand Final George Hines Trophy (08:40) Official

Place	Lane	Entry	Time	Margin
	3	 Brock (Postma, E.)	07:02.110	
	4	 Oklahoma City (Ressler, A.)	07:02.570	00.460
	2	 Temple (Farkas, A.)	07:16.810	14.700
4	5	 William & Mary (Johnson, D.)	07:17.910	15.800
5	1	 Clemson (Yocum, C.)	07:27.480	25.370
6	6	 Gordon (Gossman, E.)	07:29.730	27.620




< 1 - 6 of 6 >

Event #94 Womens Varsity Double - Grand Final (08:50) Official

Place	Lane	Entry	Time	Margin
	3	Queen's (Van Klei, J.)	07:42.870	
	4	 Trent (Cox, C.)	07:46.870	04.000
	2	 MIT (Reischer-Craft, A.)	08:00.300	17.430
4	5	 Gordon (Hopkins, L.)	08:03.430	20.560
5	6	 MIT (Hutter, G.)	08:26.670	43.800
6	1	 Trent (sadlik, n.)	08:28.000	45.130







< **1 - 6 of 6** >




Event #95 Mens 2nd Varsity Four - Grand Final Ken Shaw Jr Trophy (09:00) Official

Place	Lane	Entry	Time	Margin
	3	 Drexel (Seiger, A.)	06:46.630	
	4	 Stetson (Van de Griek, I.)	06:50.020	03.390
	6	 Mercyhurst (Littlefield, N.)	06:52.460	05.830
4	5	 Colgate (White, W.)	07:02.680	16.050
5	1	 La Salle (Urquhart, D.)	07:08.620	21.990
6	2	 Marietta (Kirla, Z.)	07:15.120	28.490

< **1 - 6 of 6** >

Event #96 Womens 2nd Varsity Four - Grand Final (09:10) Official

Place	Lane	Entry	Time	Margin
	3	 Georgetown (Lord-Krause, K.)	07:57.360	
	4	 Temple (Hinton, A.)	08:09.160	11.800
	6	 MIT (Lin, A.)	08:29.710	32.350

Place	Lane	Entry	Time	Margin
4	5	 Robert Morris (Updyke, S.)	08:32.990	35.630
5	1	 Monmouth (Pilao, I.)	08:38.410	41.050
6	2	 Florida Tech (Eisenhofer, S.)	08:49.240	51.880








1 - 6 of 6

Event #97 Mens 3rd Varsity Eight - Grand Final Bob & Mazie Sutor Memorial Cup (09:20) Official

Place	Lane	Entry	Time	Margin
	3	 Drexel (Djokic, D.)	05:58.700	
	4	 Santa Clara (McKay, T.)	06:03.940	05.240
	5	 La Salle (McLaughlin, J.)	06:05.550	06.850
4	1	 St. Josephs (Wagner, L.)	06:22.380	23.680
5	2	 Marist (Martinich, P.)	06:23.180	24.480
6	6	 Temple (Bingham, N.)	06:31.560	32.860








1 - 6 of 6

Event #98 Womens 3rd Varsity Eight - Grand Final (09:30) Official

Place	Lane	Entry	Time	Margin
	3	 Drexel (Kronemeyer, M.)	07:17.470	
	2	 Temple (Tamburri, G.)	07:21.240	03.770
	4	 Georgetown (Gallagher, M.)	07:27.850	10.380
4	5	 Monmouth (McCoy, G.)	07:54.680	37.210







1 - 4 of 4

Event #103 Mens 2nd Varsity Eight - Grand Final Bayer Trophy (09:40) Official

Place	Lane	Entry	Time	Margin
	3	 Drexel (Lourie, O.)	05:48.800	
	4	 Temple (Gordon, C.)	05:53.100	04.300
	2	 La Salle (Tannhäuser, P.)	05:56.190	07.390
4	5	 Santa Clara (Vieth, W.)	06:01.600	12.800
5	6	 Marist (Sondhof, I.)	06:02.840	14.040
6	1	 Gonzaga (Surface, J.)	06:10.890	22.090







1 - 6 of 6




Event #104 Mens Varsity Eight - Petite Final (09:50) Official

Place	Lane	Entry	Time	Margin
1	4	 St. Josephs (Lewandowski, C.)	05:50.500	
2	5	 Santa Clara (Jerstroem, R.)	05:52.310	01.810
3	1	 San Diego (Conover, J.)	05:55.480	04.980
4	3	 Marist (Shockley, W.)	05:56.170	05.670
5	2	 Loyola MD (Shaw, B.)	05:59.520	09.020
6	6	 Jacksonville (Lockett, A.)	05:59.630	09.130

1 - 6 of 6










Event #105 Mens Varsity Eight - Grand Final OBrien-Hanna Trophy (10:00) Official

Place	Lane	Entry	Time	Margin
	4	 Drexel (Werber, B.)	05:37.120	
	3	 Temple (Kluge, K.)	05:38.350	01.230
	2	 La Salle (Howard, B.)	05:42.530	05.410

Place	Lane	Entry	Time	Margin
4	5	 MIT (Euvrard, N.)	05:48.470	11.350
5	1	 Colgate (Williams, L.)	05:50.230	13.110
6	6	 Gonzaga (Bunn, E.)	05:52.320	15.200









1 - 6 of 6

Event #106 Womens 2nd Varsity Eight - Grand Final Coleman D Boylan Trophy (10:10) Official

Place	Lane	Entry	Time	Margin
 1	4	 Temple (Kaidasz, E.)	06:49.960	
 2	3	 Georgetown (Hemmerle, A.)	06:52.030	02.070
 3	2	 Drexel (Leimkuhler, C.)	06:56.410	06.450
4	6	 Fordham (giamarusti, n.)	07:10.490	20.530
5	5	 Monmouth (Mills, S.)	07:14.930	24.970
6	1	 St. Josephs (Simon, A.)	07:17.060	27.100





1 - 6 of 6

Event #107 Mens Lightweight Varsity Four - Grand Final J Lynch Trophy (10:20) Official

Place	Lane	Entry	Time	Margin
 1	3	 Brock (Dalton, S.)	06:49.700	
 2	4	 Fordham (Gallagher, J.)	06:56.010	06.310
 3	2	 Vermont (Hawk, D.)	07:09.250	19.550
4	5	 Carnegie Mellon (Liu, Y.)	07:15.770	26.070
5	1	 Gordon (Freeman, S.)	07:27.000	37.300










1 - 5 of 5

Event #108 Womens Lightweight Varsity Four - Grand Final Robert Espeseth Trophy (10:30) Official

Place	Lane	Entry	Time	Margin
 1	3	 MIT (Jacobsmeier, K.)	08:05.060	
 2	4	 Tampa (VanOveren, M.)	08:22.100	17.040










< 1 - 2 of 2 >

Event #109 Mens Club Varsity Four - Grand Final (10:40) Official

Place	Lane	Entry	Time	Margin
 1	3	 Lafayette (Delmore, R.)	06:37.600	
 2	4	 Clemson (Conoscenti, T.)	06:41.310	03.710
 3	5	 Case Western (Murphy, T.)	06:50.010	12.410
4	2	 Fordham (Dos Santos, M.)	06:53.430	15.830
5	1	 Maryland (van Rheenen, A.)	07:01.870	24.270
6	6	 Vermont (Smith, K.)	07:09.260	31.660








< 1 - 6 of 6 >

Event #110 Womens Club Varsity Four - Grand Final (10:50) Official

Place	Lane	Entry	Time	Margin
 1	3	 Lafayette (Duffy, B.)	07:42.420	
 2	4	 William & Mary (Ludwig, M.)	08:06.090	23.670
 3	2	 Colorado (Traynor, C.)	08:25.620	43.200
4	5	 Pittsburgh (Roberts, E.)	08:31.050	48.630
5	1	 Carnegie Mellon (Brayer, H.)	08:31.100	48.680
6	6	 St. Thomas (Wallace, F.)	08:52.020	01:09.600

< 1 - 6 of 6 >

Event #111 Womens DII & DIII Varsity Four - Grand Final (11:00) Official









Place	Lane	Entry	Time	Margin
	4	 Gordon (Hopkins, L.)	07:45.850	
	3	 Union (Gagliardi, A.)	07:52.870	07.020
	1	 Tampa (Manning, J.)	07:56.130	10.280
4	2	 Rollins (Prelog, O.)	07:58.500	12.650
5	5	 Case Western (Suorsa, G.)	08:09.480	23.630
6	6	 Jefferson (Weber, J.)	08:12.800	26.950



1 - 6 of 6



Event #112 Mens Varsity Four - Grand Final Thomas A Curran Cup (11:10) Official





Place	Lane	Entry	Time	Margin
	3	 Drexel (Evers, L.)	06:35.660	
	4	 Mercyhurst (wise, L.)	06:38.670	03.010
	2	Queen's (Cuff, J.)	06:39.040	03.380
4	1	 Western Ontario (Friedrich Yap, S.)	06:43.850	08.190
5	5	 Oklahoma City (Kovacevic, V.)	06:49.430	13.770
6	6	 Temple (Bingham, N.)	06:59.850	24.190



1 - 6 of 6












Event #113 Womens Varsity Four - Grand Final McNiff Trophy (11:20) Official

Place	Lane	Entry	Time	Margin
	3	 Drexel (Werber, M.)	07:28.360	
	1	 Georgetown (Fatianov, K.)	07:33.310	04.950

Place	Lane	Entry	Time	Margin
	5	 MIT (Kavukcuoglu, Y.)	07:35.230	06.870
4	2	 Western Ontario (Shouldice, C.)	07:43.750	15.390
5	4	 La Salle (Bazulis, B.)	07:44.890	16.530
6	6	 Temple (Laryea, L.)	07:54.440	26.080








< 1 - 6 of 6 >


Event #114 Mens Varsity Quad - Grand Final (11:30) Official

Place	Lane	Entry	Time	Margin
	4	 Colgate (Williams, L.)	06:20.100	
	2	 Oklahoma City (Glisic, P.)	06:27.130	07.030
	3	 Trent (suddard, g.)	06:28.400	08.300
4	1	 Dominican (Cruz, S.)	06:37.750	17.650
5	5	 Clarkson (Jakubek, E.)	07:09.440	49.340
6	6	 Gordon (Freeman, S.)	07:47.310	01:27.210

< 1 - 6 of 6 >











Event #115 Womens Varsity Quad - Grand Final (11:40) Official

Place	Lane	Entry	Time	Margin
	3	 Trent (Hutt, E.)	07:24.740	
	5	 MIT (Thigpen, A.)	07:30.050	05.310
	4	 Oklahoma City (Oney, L.)	07:39.020	14.280
4	1	 Gordon (Hutton, M.)	07:53.560	28.820
5	6	Queen's (Van Klei, J.)	07:54.100	29.360

Place	Lane	Entry	Time	Margin
6	2	 Miami (Philipp, S.)	08:18.970	54.230







1 - 6 of 6

Event #116 Mens Club/DIII Varsity Eight - Grand Final (11:50) Official

Place	Lane	Entry	Time	Margin
	3	 Marietta (Invernizzi Cuyer, N.)	05:51.180	
	4	 Fordham (Kausch, P.)	05:56.210	05.030
	2	 Vassar (Gee, R.)	06:06.360	15.180
4	1	 Catholic (Koubek, J.)	06:19.210	28.030
5	6	 Rochester Inst. (Ferreira, S.)	06:25.210	34.030
6	5	 Villanova (Zerrenner, N.)	06:35.120	43.940
7	7	 Catholic (Spelman, O.)	06:59.680	01:08.500


1 - 7 of 7




Event #117 Womens DII Varsity Eight - Grand Final Henry Backe Trophy (12:00) Official

Place	Lane	Entry	Time	Margin
	4	 Jefferson (Chaffee, A.)	07:00.770	
	3	 Rollins (Sparks, K.)	07:15.620	14.850
	2	 Vermont (Chiuten-Black, G.)	07:54.640	53.870

1 - 3 of 3










Event #118 Womens DIII Varsity Eight - Petite Final (12:10) Official

Place	Lane	Entry	Time	Margin
1	3	 Bryn Mawr (Kuhn, A.)	07:32.030	

Place	Lane	Entry	Time	Margin
2	4	 Stockton (Weirick, R.)	07:34.060	02.030
3	5	 Franklin & Marshall (Truong, C.)	07:38.300	06.270
4	2	 Marietta (Kurman, A.)	07:39.510	07.480

< 1 - 4 of 4 >


Event #119 Womens DIII Varsity Eight - Grand Final (12:20) Official

Place	Lane	Entry	Time	Margin
	3	 Catholic (Murrey, A.)	06:48.950	
	4	 Vassar (Nally, B.)	06:49.420	00.470
	2	 Stockton (Dunn, M.)	07:08.070	19.120
4	6	 Rochester Inst. (Callahan, J.)	07:13.860	24.910
5	1	 Clark (Martone, C.)	07:15.550	26.600
6	5	 Bryn Mawr (Conroy, L.)	07:17.940	28.990

< 1 - 6 of 6 >









Event #120 Womens Varsity Eight - Petite Final (12:30) Official

Place	Lane	Entry	Time	Margin
1	5	 Western Ontario (Mason-Wetherill, K.)	06:39.250	
2	3	 La Salle (Hintze, M.)	06:41.470	02.220
3	4	 Georgetown (McDonnell, M.)	06:43.760	04.510
4	2	 St. Josephs (Hoffman, M.)	06:49.400	10.150
5	6	 Monmouth (Cohen, A.)	06:58.650	19.400
6	1	 Merrimack (Pernilla-Roche, A.)	07:02.450	23.200

Place	Lane	Entry	Time	Margin
7	7	 Iona (Muller, A.)	07:03.500	24.250

< 1 - 7 of 7 >

Event #121 Womens Varsity Eight - Grand Final Bergman Trophy (12:40) Official

Place	Lane	Entry	Time	Margin
 1	4	 MIT (Chan, A.)	06:34.260	
 2	3	 Temple (Borg, A.)	06:36.990	02.730
 3	5	 Drexel (Townsend, A.)	06:38.880	04.620
4	2	Queen's (Jansen, G.)	06:40.920	06.660
5	1	 Fordham (Hinz, E.)	06:45.320	11.060
6	6	 Albany (LaBuff, A.)	06:47.170	12.910

< 1 - 6 of 6 >

Event #122 Survivors Eight Final 1 (12:50) Official

Place	Lane	Entry	Time	Margin
No matching results found				


< 0 of 0 >






Event #123 Corporate Challenge Eight (Experienced) Final 1 (13:00) Official

Place	Lane	Entry	Time	Margin
No matching results found				

< 0 of 0 >






Event #124 Mens Varsity 1x Final 2 (13:40) Official

Place	Lane	Entry	Time	Margin
1	4	 Oklahoma City (Glisic, P.)	07:54.780	

Place	Lane	Entry	Time	Margin
2	3	 Trent (Sullivan, L.)	08:01.600	06.820
3	2	 Washington College (Andrews, A.)	08:30.590	35.810
4	1	 Lafayette (Marlin, C.)	08:34.560	39.780
5	6	 Drexel (Duncan, S.)	08:34.570	39.790
6	5	 Adrian (Salvatera, J.)	08:40.700	45.920






1 - 6 of 6


Event #125 Womens Varsity 1x Final 2 (13:50) Official

Place	Lane	Entry	Time	Margin
1	3	 MIT (Rozenberg, M.)	09:27.940	
2	1	 Clarkson (Mastrototero, E.)	09:43.850	15.910
3	5	 Mercyhurst (Fastinger, M.)	09:45.830	17.890
4	2	 Simmons (Provost, S.)	10:28.440	01:00.500
-	4	 Adrian (Morreale, G.)	-	-

1 - 5 of 5





Event #126 Mens Varsity 2- Final 2 (14:00) Official

Place	Lane	Entry	Time	Margin
1	3	 Lafayette (Tropeano, B.)	07:40.950	
2	1	 Marietta (Howell, K.)	07:47.230	06.280
3	2	 Drexel (Strain, L.)	07:49.860	08.910
4	5	 Loyola MD (Williams, C.)	07:56.230	15.280
5	6	 Stetson (Leitelt, M.)	08:03.450	22.500

Place	Lane	Entry	Time	Margin
6	4	 Pittsburgh (Haddad, M.)	08:07.560	26.610




1 - 6 of 6

Event #127 Womens Varsity 2- Final 2 (14:10) Official

Place	Lane	Entry	Time	Margin
1	3	 Tampa (Daddona, S.)	09:10.130	
2	4	 Mercyhurst (luther, e.)	09:33.170	23.040
-	2	 Gordon (Hansen, S.)	-	-
-	5	 Pittsburgh (Snopkowski, A.)	-	-





1 - 4 of 4


Event #128 Mens Frosh/Novice 4+ Final 2 (14:20) Official

Place	Lane	Entry	Time	Margin
1	3	 Colorado (Orozco, d.)	07:22.400	
2	4	 Union (Nguyen, N.)	07:29.010	06.610
-	2	 Buffalo (Kuehner, T.)	Scratch	-

1 - 3 of 3




Event #129 Womens Frosh/Novice 4+ Final 2 (14:30) Official

Place	Lane	Entry	Time	Margin
1	3	 Jefferson (Halvorsen, H.)	08:35.650	
2	2	 Stockton (Mehler, M.)	08:50.670	15.020
3	5	 William & Mary (Kirk, B.)	08:54.330	18.680
4	6	 Pittsburgh (Perri, M.)	09:00.590	24.940

Place	Lane	Entry	Time	Margin
5	4	 Merrimack (Ferrara, S.)	09:03.370	27.720







1 - 5 of 5

Event #130 Mens Varsity 2x Final 2 (14:40) Official

Place	Lane	Entry	Time	Margin
1	2	 Trent (Farrer, S.)	07:14.720	
2	5	 Drexel (Johnson, G.)	07:30.640	15.920
3	4	 Dominican (Cruz, S.)	07:41.550	26.830
4	6	 Pittsburgh (Noaman, E.)	07:42.150	27.430
5	1	 Long Island (Fredlund, A.)	07:54.260	39.540
-	3	 Marist (Brandel, C.)	Scratch	-






1 - 6 of 6

Event #131 Womens Varsity 2x Final 2 (14:50) Official

Place	Lane	Entry	Time	Margin
1	2	 California (Zima, L.)	08:12.450	
2	5	 Lafayette (Schucht, K.)	08:31.590	19.140
3	6	 Long Island (Gross, K.)	08:40.700	28.250
4	4	 Pittsburgh (Hopkins, A.)	08:46.450	34.000
5	3	 William & Mary (Burgess, S.)	08:48.000	35.550
6	1	 Rochester Inst. (McNamara, M.)	08:49.140	36.690





1 - 6 of 6

Event #132 Mens 2nd Varsity 4+ Final 2 (15:00) Official

Place	Lane	Entry	Time	Margin
1	4	 MIT (Curtis, M.)	07:12.760	
2	3	 Loyola MD (Mullaly, S.)	07:19.230	06.470
3	5	 Fairfield (Tsavaris, M.)	07:26.310	13.550
4	6	 Carnegie Mellon (Lee, M.)	08:13.530	01:00.770
5	2	 Lafayette (Sheehan, W.)	08:19.950	01:07.190

< 1 - 5 of 5 >

Event #133 Womens 2nd Varsity 4+ Final 2 (15:10) Official

Place	Lane	Entry	Time	Margin
1	4	 Mercyhurst (Kontrik, K.)	08:49.100	
2	5	 Albany (Keskin, S.)	08:52.600	03.500
3	3	 Robert Morris (Rosato, B.)	08:58.170	09.070
4	2	 Carnegie Mellon (Markus, C.)	09:29.290	40.190







< 1 - 4 of 4 >

Event #134 Mens 3rd Varsity 8+ Final 2 (15:20) Official

Place	Lane	Entry	Time	Margin
1	2	 Hobart (Dasher, J.)	06:09.470	
2	4	 Jacksonville (Kesson, D.)	06:34.870	25.400
-	3	 Marist (Brown, E.)	-	-





< 1 - 3 of 3 >

Event #135 Mens 2nd Varsity 8+ Final 2 (15:30) Official

Place	Lane	Entry	Time	Margin
1	3	 San Diego (Mulkerrins, C.)	06:04.260	
2	4	 MIT (Arendt, R.)	06:04.940	00.680
3	6	 St. Josephs (White, N.)	06:07.100	02.840
4	5	 Fairfield (Mellado, L.)	06:08.710	04.450
5	2	 Marietta (Passarella, N.)	06:09.380	05.120
6	1	 Embry-Riddle (McHugh, K.)	06:11.470	07.210






1 - 6 of 6


Event #136 Womens 2nd Varsity 8+ Final 2 (15:40) Official

Place	Lane	Entry	Time	Margin
1	4	 Albany (Siksay, A.)	07:12.840	
2	3	 La Salle (Barnes, K.)	07:46.500	33.660
3	5	 Iona (bond, M.)	08:08.780	55.940
4	2	 Merrimack (Frost, A.)	08:21.340	01:08.500

1 - 4 of 4







Event #137 Mens Club Varsity 4+ Final 2 (15:50) Official

Place	Lane	Entry	Time	Margin
1	4	 Case Western (Choe, X.)	07:17.950	
2	3	 VCU (Badami, S.)	07:24.090	06.140
3	2	 William & Mary (Keefe, J.)	07:27.290	09.340
4	1	 Stockton (Faas, C.)	07:30.830	12.880
5	6	 Duke (White, A.)	07:31.470	13.520

Place	Lane	Entry	Time	Margin
6	5	 Clarkson (Jakubek, E.)	07:42.540	24.590






1 - 6 of 6

Event #138 Womens DII/DIII Varsity 4+ Final 2 (16:00) Official

Place	Lane	Entry	Time	Margin
1	4	 Jefferson (Heinz, E.)	08:35.940	
2	5	 Case Western (Belding, S.)	09:09.530	33.590
3	3	 Rochester Inst. (Musuku, P.)	09:12.540	36.600
4	2	 Clark (Munoz, V.)	09:26.610	50.670
5	6	 Simmons (Provost, S.)	09:45.190	01:09.250
6	1	 Simmons (Maurer, S.)	10:40.540	02:04.600







1 - 6 of 6

Event #139 Mens Varsity 4+ Final 2 (16:10) Official

Place	Lane	Entry	Time	Margin
1	4	 Fairfield (Siwiec, Z.)	07:05.090	
2	5	 Rollins (Drew, D.)	07:10.100	05.010
3	3	 Franklin and Marshall (Taxter, M.)	07:23.380	18.290
4	2	 Rochester Inst. (Whitten, J.)	07:32.820	27.730
5	6	 Iona (Gelevan, B.)	08:31.670	01:26.580




1 - 5 of 5

Event #140 Womens Varsity 4+ Final 2 (16:20) Official

Place	Lane	Entry	Time	Margin
1	5	 Florida Tech (Romberger, B.)	08:01.240	
2	3	 Robert Morris (Eligio Gil, A.)	08:05.890	04.650
3	6	 Monmouth (Ciardiello, A.)	08:10.890	09.650
4	1	 Fordham (Jacob, D.)	08:11.130	09.890
5	4	 Mercyhurst (Felsner, T.)	08:11.850	10.610
6	2	 Loyola MD (Burger, M.)	08:18.210	16.970

1 - 6 of 6

Event #141 Womens Varsity 4x Final 2 (16:30) Official

Place	Lane	Entry	Time	Margin
1	3	 William & Mary (Harclerode, M.)	09:05.920	
2	2	 Dominican (Adkins, L.)	09:42.310	36.390
-	4	 Tampa (Manning, J.)	Scratch	-

1 - 3 of 3

Company

738 Main Street, #452
Waltham, MA 02451-0616 USA
info@regattatiming.com

Links

[Home](#)
[Regattas](#)
[Results](#)

Info

[About](#)
[Contact](#)
[Privacy Policy](#)