






















Event 44 (M YOUTH 1X)

























Men's Youth Singles

07:45 - 10/24/2021 (Scheduled)
07:45 - 10/24/2021 (Actual)

Official

Final 1

Place	Bow	Blade	Organization	Age Division	Riverside	Weld	CBC	Finish	Percent	Margin	Penalty
1st	35		Coeur d'Alene Harrison, I.		4:19.375(1)	10:10.191(1) 5:50.816	15:14.697(1) 5:04.506	18:13.853 2:59.156			
2nd	4		Redwood Scullers Kawaja, A.		4:31.544(2)	10:38.772(2) 6:07.228	15:54.995(2) 5:16.223	19:00.389 3:05.394	4.25%	0:46.536	
3rd	27		Red Dog Rowing Dowd, S.		4:27.926(3)	10:35.314(3) 6:07.388	15:54.442(3) 5:19.128	19:06.471 3:12.029	4.81%	0:52.618	
4th	36		SORA Hagan, C.		4:32.390(4)	10:39.818(4) 6:07.428	16:05.085(4) 5:25.267	19:16.674 3:11.589	5.74%	1:02.821	
5th	19		Gainesville Area Rowing Furlow, A.		4:28.446(5)	10:41.216(5) 6:12.770	16:02.822(5) 5:21.606	19:15.894 3:13.072	5.67%	1:02.041	0:05.000
6th	1		Oak Neck Rowing Academy Fernandez, B.		4:35.424(6)	10:53.604(6) 6:18.180	16:13.607(6) 5:20.003	19:24.850 3:11.243	6.49%	1:10.997	
7th	20		West Side Rowing Club Reilly, P.		4:35.121(7)	10:53.609(7) 6:18.488	16:20.078(7) 5:26.469	19:28.867 3:08.789	6.86%	1:15.014	
8th	34		Charlotte Youth Rowing LePage, H.		4:32.971(8)	10:43.510(8) 6:10.539	16:14.890(8) 5:31.380	19:31.327 3:16.437	7.08%	1:17.474	
9th	16		Bergen County Liebman, M.		4:42.588(9)	10:57.106(9) 6:14.518	16:24.678(9) 5:27.572	19:41.351 3:16.673	8.00%	1:27.498	
10th	12		Cambridge Koffler, M.		4:40.909(10)	11:00.382(10) 6:19.473	16:27.691(10) 5:27.309	19:47.318 3:19.627	8.54%	1:33.465	0:05.000
11th	30		Lake Phalen Rowing Steinberger, G.		4:36.086(11)	10:59.763(11) 6:23.677	16:40.475(11) 5:40.712	20:04.744 3:24.269	10.14%	1:50.891	
12th	21		Redwood Scullers Perfroth, A.		4:47.090(12)	11:15.094(12) 6:28.004	16:48.660(12) 5:33.566	20:07.128 3:18.468	10.36%	1:53.275	
13th	40		Brunswick School Subramaniam, S.	Under 17	4:43.663(13)	11:12.136(13) 6:28.473	16:51.729(13) 5:39.593	20:07.321 3:15.592	10.37%	1:53.468	
14th	3		California Yacht Club Wang, C.		4:44.442(14)	(14)	16:51.500(14)	20:10.884 3:19.384	10.70%	1:57.031	
15th	46		Oak Neck Rowing Academy Gokey, W.	Under 17	4:53.688(15)	11:28.524(15) 6:34.836	17:05.217(15) 5:36.693	20:28.625 3:23.408	12.32%	2:14.772	
16th	6		Narragansett Kerns, B.		4:50.434(16)	11:29.219(16) 6:38.785	17:10.344(16) 5:41.125	20:31.346 3:21.002	12.57%	2:17.493	
17th	23		Paramus Nasto, P.		4:49.942(17)	11:22.154(17) 6:32.212	17:08.479(17) 5:46.325	20:33.304 3:24.825	12.75%	2:19.451	
18th	22		Wichita Yang, E.	Under 17	4:51.793(18)	11:27.549(18) 6:35.756	17:04.669(18) 5:37.120	20:30.076 3:25.407	12.45%	2:16.223	0:05.000
19th	14		Oak Neck Rowing Academy Simmons, M.	Under 17	4:52.227(19)	11:25.681(19) 6:33.454	17:14.928(19) 5:49.247	20:38.374 3:23.446	13.21%	2:24.521	
20th	45		Oak Neck Rowing Academy Davison, H.	Under 17	4:53.314(20)	11:33.780(20) 6:40.466	17:14.125(20) 5:40.345	20:39.295 3:25.170	13.30%	2:25.442	
21st	7		Brooks School Crew Jac, A.		4:45.019(21)	11:30.572(21) 6:45.553	17:22.362(21) 5:51.790	20:47.748 3:25.386	14.07%	2:33.895	

Place	Bow	Blade	Organization	Age Division	Riverside	Weld	CBC	Finish	Percent	Margin	Penalty
22nd	48		Riverside Gharibian, A.		4:54.762(22)	11:43.346(22) 6:48.584	17:25.054(22) 5:41.708	20:49.531 3:24.477	14.23%	2:35.678	
23rd	38		The Port Jefferson Rowing Club O'Connell, W.	Under 17	4:51.392(23)	11:33.634(23) 6:42.242	17:27.896(23) 5:54.262	20:55.970 3:28.074	14.82%	2:42.117	
24th	28		Duluth Kirby, C.		4:54.823(24)	11:31.767(24) 6:36.944	17:22.821(24) 5:51.054	20:54.651 3:31.830	14.70%	2:40.798	0:05.000
25th	44		The Hill School Boat Club White, J.		4:55.080(25)	11:43.147(25) 6:48.067	17:36.360(25) 5:53.213	21:00.050 3:23.690	15.19%	2:46.197	
26th	24		Gordon Rowing Leonard, C.	Under 17	4:46.189(26)	11:31.942(26) 6:45.753	17:29.756(26) 5:57.814	21:00.160 3:30.404	15.20%	2:46.307	
27th	47		Ridgewood Crew Boogaert, S.	Under 17	5:09.340(27)	11:58.359(27) 6:49.019	17:43.880(27) 5:45.521	21:00.176 3:16.296	15.21%	2:46.323	
28th	10		Miami Rowing Club Goggins, N.		4:49.286(28)	11:27.914(28) 6:38.628	17:15.241(28) 5:47.327	20:46.048 3:30.807	13.91%	2:32.195	0:15.000
29th	17		Maritime Rowing Club Pittaro, G.	Under 17	4:53.522(29)	11:28.611(29) 6:35.089	17:15.851(29) 5:47.240	20:39.880 3:24.029	13.35%	2:26.027	0:25.000
30th	5		Orleans Haisman, G.	Under 17	4:59.867(30)	11:57.700(30) 6:57.833	17:48.778(30) 5:51.078	21:11.310 3:22.532	16.22%	2:57.457	
31st	11		Albany RC Dennin, O.	Under 17	5:04.256(31)	11:47.440(31) 6:43.184	17:39.847(31) 5:52.407	21:13.088 3:33.241	16.39%	2:59.235	
32nd	13		Hudson River Carr, M.		4:46.326(32)	11:24.423(32) 6:38.097	17:25.413(32) 6:00.990	21:16.212 3:50.799	16.67%	3:02.359	
33rd	41		Niskayuna Meade, C.		5:03.703(33)	12:01.336(33) 6:57.633	17:51.809(33) 5:50.473	21:16.764 3:24.955	16.72%	3:02.911	
34th	29		Sylvan Scullers Tompa, L.		4:47.925(34)	11:43.444(34) 6:55.519	17:48.993(34) 6:05.549	21:23.129 3:34.136	17.30%	3:09.276	
35th	33		Maine Coast Rowing Krauss, F.	Under 17	5:07.142(35)	12:12.416(35) 7:05.274	18:03.664(35) 5:51.248	21:27.956 3:24.292	17.74%	3:14.103	
36th	37		Berkeley Malecki, D.	Under 17	4:57.225(36)	12:01.279(36) 7:04.054	18:07.132(36) 6:05.853	21:40.811 3:33.679	18.92%	3:26.958	
37th	8		Newport Glantz, J.		5:06.524(37)	12:09.782(37) 7:03.258	18:18.854(37) 6:09.072	21:44.066 3:25.212	19.22%	3:30.213	
38th	2		Seattle Scullers Finch, O.		5:11.270(38)	12:17.852(38) 7:06.582	18:23.584(38) 6:05.732	21:51.606 3:28.022	19.91%	3:37.753	
39th	42		Germantown Friends Cappiello, J.	Under 17	5:05.878(39)	12:09.487(39) 7:03.609	18:15.434(39) 6:05.947	21:54.640 3:39.206	20.18%	3:40.787	
40th	43		Wilton Crew Shah, R.		5:12.320(40)	12:20.046(40) 7:07.726	18:29.391(40) 6:09.345	22:07.287 3:37.896	21.34%	3:53.434	
41st	31		Lake Phalen Rowing Steinberger, D.	Under 17	5:04.450(41)	12:13.246(41) 7:08.796	18:37.825(41) 6:24.579	22:21.970 3:44.145	22.68%	4:08.117	
42nd	26		Wilmington Youth Sidlowski, M.		5:20.168(42)	12:36.648(42) 7:16.480	18:58.385(42) 6:21.737	22:45.030 3:46.645	24.79%	4:31.177	0:05.000
43rd	39		Haddon Twp Kocher, M.		5:15.018(43)	12:38.471(43) 7:23.453	19:13.291(43) 6:34.820	23:04.860 3:51.569	26.60%	4:51.007	
44th	18		Vashon Island Kyles, J.		5:04.168(44)	12:45.256(44) 7:41.088	19:59.473(44) 7:14.217	24:41.728 4:42.255	35.46%	6:27.875	
	9		Oak Neck Rowing Academy Seidner, E.			4:37.918	10:57.283 6:19.365	1:19:06.874			0:05.000

Event 45 (W YOUTH 1X)






















Women's Youth Singles

























Official

Final 1

08:04 - 10/24/2021 (Scheduled)

08:04 - 10/24/2021 (Actual)

Place	Bow	Blade	Organization	Age Division	Riverside	Weld	CBC	Finish	Percent	Margin	Penalty
1st	6		Narragansett Mirrer, E.		5:02.288(1)	11:48.716(1) 6:46.428	17:30.091(1) 5:41.375	20:51.264 3:21.173			
2nd	43		Ridley Crowe, A.	Under 17	5:05.491(2)	11:43.329(2) 6:37.838	17:28.206(2) 5:44.877	20:59.153 3:30.947	0.63%	0:07.889	
3rd	20		St. Catharines Whittard, C.		5:06.862(3)	11:51.503(3) 6:44.641	17:35.927(3) 5:44.424	21:01.744 3:25.817	0.84%	0:10.480	
4th	1		Redwood Scullers PETRI, O.	Under 17	4:59.526(4)	11:44.851(4) 6:45.325	17:39.140(4) 5:54.289	21:08.503 3:29.363	1.38%	0:17.239	
5th	7		Hockaday Stock, J.		5:05.229(5)	11:52.204(5) 6:46.975	17:41.655(5) 5:49.451	21:10.056 3:28.401	1.50%	0:18.792	0:05.000
6th	40		Los Gatos Baher, M.		5:09.041(6)	11:59.023(6) 6:49.982	17:49.242(6) 5:50.219	21:16.398 3:27.156	2.01%	0:25.134	
7th	2		Oak Neck Rowing Academy Barry, C.		5:06.860(7)	11:58.244(7) 6:51.384	17:56.982(7) 5:58.738	21:26.537 3:29.555	2.82%	0:35.273	
8th	9		Cambridge Peters, H.		5:11.060(8)	12:04.310(8) 6:53.250	18:01.947(8) 5:57.637	21:34.377 3:32.430	3.45%	0:43.113	
9th	27		Ridgewood Crew Riedel, L.		5:13.255(9)	12:07.486(9) 6:54.231	18:11.703(9) 6:04.217	21:50.972 3:39.269	4.77%	0:59.708	
10th	33		Virginia RA Schetlick, A.	Under 17	5:21.881(10)	12:26.082(10) 7:04.201	18:33.571(10) 6:07.489	22:13.396 3:39.825	6.56%	1:22.132	
11th	18		Cascadilla Decatur, E.	Under 17	5:13.446(11)	12:19.635(11) 7:06.189	18:34.381(11) 6:14.746	22:18.155 3:43.774	6.94%	1:26.891	
12th	4		Potomac Hemsley, N.		5:26.672(12)	12:32.514(12) 7:05.842	18:43.352(12) 6:10.838	22:20.772 3:37.420	7.15%	1:29.508	
13th	16		Kent School Johnson, A.		5:19.620(13)	12:30.321(13) 7:10.701	18:42.142(13) 6:11.821	22:22.806 3:40.664	7.32%	1:31.542	
14th	39		The Port Jefferson Rowing Club Ulinski, S.		5:22.329(14)	12:28.332(14) 7:06.003	18:43.643(14) 6:15.311	22:26.002 3:42.359	7.57%	1:34.738	
15th	17		Oak Neck Rowing Academy Benabraham, M.	Under 17	5:27.032(15)	12:36.307(15) 7:09.275	18:48.314(15) 6:12.007	22:28.508 3:40.194	7.77%	1:37.244	
16th	30		Cambridge Greenup, L.	Under 17	5:22.871(16)	12:33.512(16) 7:10.641	18:44.263(16) 6:10.751	22:29.598 3:45.335	7.86%	1:38.334	
17th	26		The Port Jefferson Rowing Club Louser, S.	Under 17	5:14.026(17)	12:30.318(17) 7:16.292	18:47.132(17) 6:16.814	22:31.227 3:44.095	7.99%	1:39.963	0:05.000
18th	21		Waterford Holtey, A.	Under 17	5:31.946(18)	12:41.993(18) 7:10.047	18:55.477(18) 6:13.484	22:37.178 3:41.701	8.46%	1:45.914	
19th	23		Tempe Junior Crew, Inc. Rosenfeld, E.		5:23.346(19)	12:39.555(19) 7:16.209	18:51.765(19) 6:12.210	22:37.224 3:45.459	8.47%	1:45.960	
20th	48		Redwood Scullers Costello, I.	Under 17	5:32.183(20)	12:52.115(20) 7:19.932	19:07.607(20) 6:15.492	22:45.612 3:38.005	9.14%	1:54.348	
21st	35		Beaver Creek Sculling Dagner, C.	Under 17	5:27.483(21)	12:44.531(21) 7:17.048	19:06.122(21) 6:21.591	22:51.932 3:45.810	9.64%	2:00.668	

Place	Bow	Blade	Organization	Age Division	Riverside	Weld	CBC	Finish	Percent	Margin	Penalty
22nd	37		City Island Farley, T.	Under 17	5:31.592(22)	12:45.510(22) 7:13.918	19:16.139(22) 6:30.629	23:07.052 3:50.913	10.85%	2:15.788	0:05.000
23rd	42		Seattle Scullers Finch, L.		5:33.024(23)	13:07.631(23) 7:34.607	19:26.321(23) 6:18.690	23:10.433 3:44.112	11.12%	2:19.169	0:05.000
24th	3		Founders Rowing Knight, O.	Under 17	5:31.906(24)	12:49.623(24) 7:17.717	19:17.191(24) 6:27.568	23:06.071 3:48.880	10.77%	2:14.807	0:15.000
25th	14		South Eugene Rowing Club Wyatt, R.		5:31.458(25)	13:00.802(25) 7:29.344	19:36.119(25) 6:35.317	23:22.506 3:46.387	12.09%	2:31.242	
26th	8		Founders Rowing Weeldreyer, O.		5:42.943(26)	13:08.268(26) 7:25.325	19:41.075(26) 6:32.807	23:33.610 3:52.535	12.97%	2:42.346	
27th	22		New York AC Murphy, F.		5:43.123(27)	13:19.742(27) 7:36.619	19:51.933(27) 6:32.191	23:35.680 3:43.747	13.14%	2:44.416	
28th	38		Stewards Foundation Wotovich, M.	Under 17	5:46.008(28)	13:14.769(28) 7:28.761	19:43.967(28) 6:29.198	23:41.383 3:57.416	13.60%	2:50.119	
29th	34		Riverside Martin, J.		5:32.433(29)	13:05.115(29) 7:32.682	19:47.477(29) 6:42.362	23:41.430 3:53.953	13.60%	2:50.166	
30th	13		Fort Collins Griffey, C.	Under 17	5:42.948(30)	13:15.241(30) 7:32.293	19:48.737(30) 6:33.496	23:44.364 3:55.627	13.83%	2:53.100	
31st	19		Lake Phalen Rowing Harvey, A.	Under 17	5:41.897(31)	13:09.883(31) 7:27.986	20:04.637(31) 6:54.754	24:00.344 3:55.707	15.11%	3:09.080	
32nd	46		South Jersey Rowing Club Kennevan, G.		5:35.854(32)	13:15.694(32) 7:39.840	20:00.550(32) 6:44.856	24:03.132 4:02.582	15.33%	3:11.868	
33rd	29		Marin Griffin, G.		5:46.812(33)	13:23.352(33) 7:36.540	20:00.880(33) 6:37.528	24:03.906 4:03.026	15.40%	3:12.642	
34th	47		Northampton Bourne, C.	Under 17	5:56.074(34)	13:34.327(34) 7:38.253	20:04.393(34) 6:30.066	24:05.616 4:01.223	15.53%	3:14.352	
35th	11		Nobles Jankey, N.		5:47.333(35)	13:25.182(35) 7:37.849	20:08.657(35) 6:43.475	24:06.924 3:58.267	15.64%	3:15.660	
36th	12		Germantown Friends Appleberry, C.	Under 17	5:52.414(36)	13:30.034(36) 7:37.620	20:07.034(36) 6:37.000	24:14.208 4:07.174	16.22%	3:22.944	
37th	10		RowHouse Alfi, E.	Under 17	5:43.166(37)	13:16.089(37) 7:32.923	20:10.780(37) 6:54.691	24:18.742 4:07.962	16.58%	3:27.478	
38th	45		Oak Neck Rowing Academy Sattar-Reiss, S.	Under 17	5:52.951(38)	13:41.297(38) 7:48.346	20:30.132(38) 6:48.835	24:33.708 4:03.576	17.78%	3:42.444	
39th	24		Western Albermarle Slaats, G.		5:52.039(39)	13:44.800(39) 7:52.761	20:30.380(39) 6:45.580	24:30.963 4:00.583	17.56%	3:39.699	0:05.000
40th	31		Haddon Twp McHugh, G.	Under 17	5:56.428(40)	13:42.934(40) 7:46.506	20:33.040(40) 6:50.106	24:39.065 4:06.025	18.21%	3:47.801	
41st	28		Lake Phalen Rowing Appleton, A.	Under 17	5:43.790(41)	13:33.968(41) 7:50.178	20:32.634(41) 6:58.666	24:41.456 4:08.822	18.40%	3:50.192	
42nd	41		Founders Rowing Evans, A.	Under 17	5:56.854(42)	13:51.255(42) 7:54.401	20:44.159(42) 6:52.904	24:48.304 4:04.145	18.94%	3:57.040	
43rd	44		Hingham HS Niehoff, E.		6:03.949(43)	14:14.570(43) 8:10.621	20:59.636(43) 6:45.066	25:02.450 4:02.814	20.07%	4:11.186	
44th	32		Maine Coast Rowing Sweeney, C.	Under 17	5:50.559(44)	13:50.092(44) 7:59.533	20:51.732(44) 7:01.640	24:57.670 4:05.938	19.69%	4:06.406	0:05.000
45th	5		Miami Rowing Club Rule, S.		6:06.831(45)	14:11.863(45) 8:05.032	21:06.768(45) 6:54.905	25:20.316 4:13.548	21.50%	4:29.052	

Event 46 (W YOUTH 4+)























Women's Youth Fours






















Official


























Final 1

08:24 - 10/24/2021 (Scheduled)

08:24 - 10/24/2021 (Actual)

Place	Bow	Blade	Organization	Age Division	Riverside	Weld	CBC	Finish	Percent	Margin	Penalty
1st	8		Wilson HS Harbold, A.		4:29.166(1)	10:32.549(1) 6:03.383	15:46.451(1) 5:13.902	18:52.969 3:06.518			
2nd	11		Phillips Exeter Pulkkinen, C.		4:28.278(2)	10:31.495(2) 6:03.217	15:42.894(2) 5:11.399	18:53.539 3:10.645	0.05%	0:00.570	
3rd	1		RowAmerica Rye Konvisser, E.		4:30.698(3)	10:34.355(3) 6:03.657	15:47.105(3) 5:12.750	18:54.500 3:07.395	0.14%	0:01.531	
4th	36		PCRA Spunberg, M.		4:32.838(4)	10:34.161(4) 6:01.323	15:51.173(4) 5:17.012	19:00.214 3:09.041	0.64%	0:07.245	
5th	5		Norcal Crew Tomkinson, T.		4:32.575(5)	10:39.552(5) 6:06.977	15:57.278(5) 5:17.726	19:10.830 3:13.552	1.58%	0:17.861	
6th	17		Connecticut Lyons, M.		4:33.489(6)	10:40.257(6) 6:06.768	16:01.967(6) 5:21.710	19:14.461 3:12.494	1.90%	0:21.492	
7th	2		Northfield Mt Hermon Himlin-Mayekiso, Z.		4:37.903(7)	10:46.535(7) 6:08.632	16:03.533(7) 5:16.998	19:14.656 3:11.123	1.91%	0:21.687	
8th	22		Winsor Cabot, I.		4:40.186(8)	10:46.232(8) 6:06.046	16:06.139(8) 5:19.907	19:14.808 3:08.669	1.93%	0:21.839	
9th	50		Moorestown HS/Rowing Fazler, A.		4:38.516(9)	10:41.475(9) 6:02.959	16:02.686(9) 5:21.211	19:18.334 3:15.648	2.24%	0:25.365	
10th	15		Cambridge Rindge & Latin Bellows, A.		4:36.761(10)	10:51.582(10) 6:14.821	16:12.969(10) 5:21.387	19:25.878 3:12.909	2.90%	0:32.909	
11th	28		Saugatuck Bazarko, V.	Under 17	4:39.477(11)	10:50.781(11) 6:11.304	16:13.892(11) 5:23.111	19:27.645 3:13.753	3.06%	0:34.676	
12th	10		Greenwich Crew Krywosa, E.		4:34.246(12)	10:44.865(12) 6:10.619	16:13.851(12) 5:28.986	19:28.386 3:14.535	3.13%	0:35.417	
13th	12		Triangle Rowing Clark, A.	Under 17	4:37.977(13)	10:51.800(13) 6:13.823	16:16.670(13) 5:24.870	19:29.652 3:12.982	3.24%	0:36.683	
14th	4		Three Rivers Jochims, L.		4:41.391(14)	10:50.565(14) 6:09.174	16:17.250(14) 5:26.685	19:31.254 3:14.004	3.38%	0:38.285	
15th	26		City Island Ismael, G.		4:34.767(15)	10:46.609(15) 6:11.842	16:17.605(15) 5:30.996	19:32.127 3:14.522	3.46%	0:39.158	
16th	49		Oakland Strokes Tristram, A.		4:47.821(16)	11:02.170(16) 6:14.349	16:28.018(16) 5:25.848	19:39.762 3:11.744	4.13%	0:46.793	
17th	7		Bromfield Acton Boxborough		4:45.774(17)	11:02.398(17) 6:16.624	16:33.448(17) 5:31.050	19:47.932 3:14.484	4.85%	0:54.963	
18th	9		Twin Cities Youth Rowing Cardwell, A.		4:49.462(18)	11:08.772(18) 6:19.310	16:38.320(18) 5:29.548	19:51.266 3:12.946	5.15%	0:58.297	
19th	29		Ann Arbor Huron Van Ee, E.		4:48.538(19)	11:06.499(19) 6:17.961	16:36.874(19) 5:30.375	19:55.500 3:18.626	5.52%	1:02.531	
20th	72		SA Rowing Club Cronin, A.		4:46.789(20)	11:09.524(20) 6:22.735	16:38.164(20) 5:28.640	19:57.966 3:19.802	5.74%	1:04.997	
21st	13		Camp Randall Messimer, C.		4:47.057(21)	11:10.256(21) 6:23.199	16:45.188(21) 5:34.932	20:02.996 3:17.808	6.18%	1:10.027	
22nd	21		TBC Racing Hester, D.		4:48.671(22)	11:16.128(22) 6:27.457	16:46.767(22) 5:30.639	20:06.138 3:19.371	6.46%	1:13.169	

Place	Bow	Blade	Organization	Age Division	Riverside	Weld	CBC	Finish	Percent	Margin	Penalty
23rd	20		West Side Rowing Club Czaja, M.		4:45.765(23)	11:12.211(23) 6:26.446	16:49.682(23) 5:37.471	20:11.166 3:21.484	6.90%	1:18.197	
24th	60		East Grand Rapids Olsen, A.		4:55.470(24)	11:19.312(24) 6:23.842	16:52.644(24) 5:33.332	20:15.571 3:22.927	7.29%	1:22.602	
25th	66		Culver Alvis, M.		4:51.017(25)	11:19.819(25) 6:28.802	16:53.468(25) 5:33.649	20:15.940 3:22.472	7.32%	1:22.971	
26th	34		Pacific Peterson, K.		4:51.166(26)	11:20.063(26) 6:28.897	16:58.867(26) 5:38.804	20:17.294 3:18.427	7.44%	1:24.325	
27th	3		Nashville Williams, S.		4:49.708(27)	11:19.697(27) 6:29.989	16:55.162(27) 5:35.465	20:18.452 3:23.290	7.55%	1:25.483	
28th	48		Whitemarsh Boat Club xu, v.	Under 17	4:53.871(28)	11:19.670(28) 6:25.799	17:00.327(28) 5:40.657	20:18.874 3:18.547	7.58%	1:25.905	
29th	73		Miami Rowing Club Audisio, F.	Under 17	4:51.554(29)	11:15.733(29) 6:24.179	16:53.349(29) 5:37.616	20:18.933 3:25.584	7.59%	1:25.964	
30th	83		Glastonbury Shadron, E.		4:52.474(30)	11:25.983(30) 6:33.509	17:00.804(30) 5:34.821	20:19.120 3:18.316	7.60%	1:26.151	
31st	59		Norwalk River Clune, D.		4:52.004(31)	11:19.611(31) 6:27.607	16:57.801(31) 5:38.190	20:21.605 3:23.804	7.82%	1:28.636	
32nd	47		Wilson HS Comrack, C.	Under 17	4:58.233(32)	11:26.762(32) 6:28.529	17:03.253(32) 5:36.491	20:25.551 3:22.298	8.17%	1:32.582	
33rd	16		Holy Names Delucchi, A.		4:59.567(33)	11:27.156(33) 6:27.589	17:03.674(33) 5:36.518	20:26.556 3:22.882	8.26%	1:33.587	
34th	64		White Rock Rowing Adams, K.	Under 17	4:48.570(34)	11:13.325(34) 6:24.755	16:45.087(34) 5:31.762	20:27.551 3:42.464	8.35%	1:34.582	
35th	78		Port Rowing Woodside, A.	Under 17	4:53.991(35)	11:25.159(35) 6:31.168	17:06.677(35) 5:41.518	20:30.288 3:23.611	8.59%	1:37.319	
36th	82		River City Mazrimas, S.		4:53.820(36)	11:27.183(36) 6:33.363	17:08.135(36) 5:40.952	20:31.910 3:23.775	8.73%	1:38.941	
37th	23		Milwaukee Engel, C.		4:55.798(37)	11:26.073(37) 6:30.275	17:09.721(37) 5:43.648	20:33.086 3:23.365	8.84%	1:40.117	
38th	80		CHARGERS Holder, M.		4:58.261(38)	11:35.213(38) 6:36.952	17:14.272(38) 5:39.059	20:35.768 3:21.496	9.07%	1:42.799	
39th	32		Hingham HS Bogen, C.		4:59.356(39)	11:33.272(39) 6:33.916	17:14.556(39) 5:41.284	20:36.300 3:21.744	9.12%	1:43.331	
40th	6		Texas Rowing Center Matchett, E.		4:58.839(40)	11:27.207(40) 6:28.368	17:06.954(40) 5:39.747	20:36.869 3:29.915	9.17%	1:43.900	
41st	54		Triangle Rowing Vann, S.		5:01.480(41)	11:35.678(41) 6:34.198	17:13.670(41) 5:37.992	20:37.132 3:23.462	9.19%	1:44.163	
42nd	38		Friends of Brookline Brinckerhoff, G.		4:59.674(42)	11:33.521(42) 6:33.847	17:13.464(42) 5:39.943	20:37.337 3:23.873	9.21%	1:44.368	
43rd	63		Cambridge Rindge & Latin Odonnell, A.		4:49.885(43)	11:23.922(43) 6:34.037	17:09.532(43) 5:45.610	20:38.122 3:28.590	9.28%	1:45.153	
44th	62		Palo Alto Alexander, H.		4:54.829(44)	11:28.662(44) 6:33.833	17:14.102(44) 5:45.440	20:42.437 3:28.335	9.66%	1:49.468	
45th	42		Wilmington Youth Dawson, M.		4:55.566(45)	11:30.690(45) 6:35.124	17:16.764(45) 5:46.074	20:46.950 3:30.186	10.06%	1:53.981	
46th	55		Greenwich Crew O'Brien, L.		4:46.059(46)	11:15.691(46) 6:29.632	16:40.234(46) 5:24.543	19:50.152 3:09.918	5.05%	0:57.183	1:00.000
47th	69		Texas Rowing Center Maycotte, M.	Under 17	4:55.923(47)	11:30.997(47) 6:35.074	17:12.029(47) 5:41.032	20:50.278 3:38.249	10.35%	1:57.309	

Place	Bow	Blade	Organization	Age Division	Riverside	Weld	CBC	Finish	Percent	Margin	Penalty
48th	27		Maritime Rowing Club faucher, k.		4:53.031(48)	11:21.007(48) 6:27.976	16:59.892(48) 5:38.885	20:51.214 3:51.322	10.44%	1:58.245	
49th	40		Concord Crew Goldstein, M.		4:57.784(49)	11:36.046(49) 6:38.262	17:24.801(49) 5:48.755	20:53.882 3:29.081	10.67%	2:00.913	
50th	31		Treasure Coast Hochstetter, R.	Under 17	5:05.894(50)	11:39.083(50) 6:33.189	17:26.066(50) 5:46.983	20:54.043 3:27.977	10.69%	2:01.074	
51st	61		Unionville Alkhas, J.		5:04.827(51)	11:40.964(51) 6:36.137	17:27.467(51) 5:46.503	20:56.554 3:29.087	10.91%	2:03.585	
52nd	77		Buckingham Browne and Nichols Conine, A.		5:12.655(52)	11:55.795(52) 6:43.140	17:35.932(52) 5:40.137	20:56.911 3:20.979	10.94%	2:03.942	
53rd	67		Annapolis Junior Rowing Martin, S.		4:59.554(53)	11:39.295(53) 6:39.741	17:26.930(53) 5:47.635	20:57.553 3:30.623	11.00%	2:04.584	
54th	84		Bedford Wilshire, M.		4:58.071(54)	11:42.747(54) 6:44.676	17:29.997(54) 5:47.250	20:58.114 3:28.117	11.05%	2:05.145	
55th	30		Resilient RC Potapov, N.		5:09.893(55)	11:48.643(55) 6:38.750	17:31.549(55) 5:42.906	20:58.330 3:26.781	11.06%	2:05.361	
56th	19		San Diego RC Inamdar, A.		5:03.088(56)	11:48.363(56) 6:45.275	17:39.701(56) 5:51.338	21:02.651 3:22.950	11.45%	2:09.682	
57th	18		Greenwich Academy Spaulding, E.		5:01.536(57)	11:40.717(57) 6:39.181	17:29.960(57) 5:49.243	21:03.061 3:33.101	11.48%	2:10.092	
58th	33		City Honors Pirigyi, S.		5:08.173(58)	11:50.644(58) 6:42.471	17:36.600(58) 5:45.956	21:04.100 3:27.500	11.57%	2:11.131	
59th	14		PNRA/Mercer tur, y.		5:03.782(59)	11:45.912(59) 6:42.130	17:30.629(59) 5:44.717	21:16.194 3:45.565	12.64%	2:23.225	
60th	70		Montclair Greer, A.		4:57.435(60)	11:45.833(60) 6:48.398	17:41.271(60) 5:55.438	21:17.336 3:36.065	12.74%	2:24.367	
61st	24		Duxbury Bay Maritime School Fitzgerald, K.		5:09.347(61)	11:52.401(61) 6:43.054	17:51.707(61) 5:59.306	21:23.410 3:31.703	13.28%	2:30.441	
62nd	41		Sacred Heat Greenwich Lherisson, R.		5:07.701(62)	11:55.580(62) 6:47.879	17:50.294(62) 5:54.714	21:24.310 3:34.016	13.36%	2:31.341	
63rd	68		Brooks School Crew Johnson, C.		5:02.694(63)	11:55.796(63) 6:53.102	17:54.356(63) 5:58.560	21:28.355 3:33.999	13.71%	2:35.386	
64th	75		East Bay Rowing, Inc Tine, A.		5:12.857(64)	12:03.453(64) 6:50.596	17:56.632(64) 5:53.179	21:31.287 3:34.655	13.97%	2:38.318	
65th	79		White Rock Rowing Roberts, L.		5:03.818(65)	11:51.366(65) 6:47.548	18:01.870(65) 6:10.504	21:32.642 3:30.772	14.09%	2:39.673	
66th	53		Swan Creek RC Duggan, K.		5:04.642(66)	12:01.947(66) 6:57.305	17:58.042(66) 5:56.095	21:37.981 3:39.939	14.56%	2:45.012	
67th	81		Riverfront Recapture DOnofrio, A.		5:11.143(67)	12:07.997(67) 6:56.854	18:10.304(67) 6:02.307	21:41.215 3:30.911	14.85%	2:48.246	
68th	57		Newton Country Day DeSisto, S.		5:13.742(68)	12:07.281(68) 6:53.539	18:04.423(68) 5:57.142	21:41.636 3:37.213	14.89%	2:48.667	
69th	37		Blood Street Sculls HALLAHAN, N.		5:18.091(69)	12:15.303(69) 6:57.212	18:09.523(69) 5:54.220	21:46.463 3:36.940	15.31%	2:53.494	
70th	25		Gwynedd Mercy Academy High School Gross, A.		5:09.514(70)	12:07.766(70) 6:58.252	18:05.829(70) 5:58.063	21:46.742 3:40.913	15.34%	2:53.773	
71st	71		Lake Oswego Community Rowing Roberti, E.		5:15.694(71)	12:12.784(71) 6:57.090	18:15.907(71) 6:03.123	21:49.681 3:33.774	15.60%	2:56.712	
72nd	51		Pittsford Crew Meath, C.		5:17.077(72)	12:13.829(72) 6:56.752	18:16.384(72) 6:02.555	21:53.315 3:36.931	15.92%	3:00.346	

Place	Bow	Blade	Organization	Age Division	Riverside	Weld	CBC	Finish	Percent	Margin	Penalty
73rd	74		Wilton Crew Petrie, L.		5:14.306(73)	12:10.489(73) 6:56.183	18:24.323(73) 6:13.834	21:56.463 3:32.140	16.20%	3:03.494	
74th	58		Lawrenceville Brown, A.		5:03.632(74)	12:05.154(74) 7:01.522	18:03.702(74) 5:58.548	21:59.176 3:55.474	16.44%	3:06.207	
75th	52		Oyster Bay Community Rowing Grassi, A.		5:25.025(75)	12:18.882(75) 6:53.857	18:18.908(75) 6:00.026	21:59.997 3:41.089	16.51%	3:07.028	
76th	39		Nobles Lewis, A.		4:51.675(76)	11:18.501(76) 6:26.826	16:55.367(76) 5:36.866	21:06.274 4:10.907	11.77%	2:13.305	1:00.000
77th	43		Groton School ley, a.		5:20.538(77)	12:31.264(77) 7:10.726	18:32.214(77) 6:00.950	22:13.491 3:41.277	17.70%	3:20.522	
78th	76		Arlington Belmont Crew Forney, L.		5:19.337(78)	12:29.523(78) 7:10.186	18:43.488(78) 6:13.965	22:27.900 3:44.412	18.97%	3:34.931	
79th	44		Boston Latin Saldana, E.		5:17.832(79)	12:35.341(79) 7:17.509	18:47.427(79) 6:12.086	22:31.044 3:43.617	19.25%	3:38.075	
80th	56		St. Mary - Bay View Wasylow, A.	Under 17	5:24.765(80)	12:38.641(80) 7:13.876	18:57.845(80) 6:19.204	22:42.764 3:44.919	20.28%	3:49.795	
81st	65		Dallas United Crew Bell, V.	Under 17	5:14.010(81)	12:09.492(81) 6:55.482	18:12.020(81) 6:02.528	22:06.196 3:54.176	17.05%	3:13.227	1:00.000
82nd	46		Marianapolis Hendrick, S.	Under 17	5:35.209(82)	12:57.809(82) 7:22.600	19:31.205(82) 6:33.396	23:32.974 4:01.769	24.71%	4:40.005	
83rd	45		Central Ohio Neal, J.		5:29.670(83)	13:06.539(83) 7:36.869	19:31.317(83) 6:24.778	23:34.684 4:03.367	24.87%	4:41.715	
84th	35		Newton Country Day O'Brien, C.	Under 17	5:08.337(84)	12:02.542(84) 6:54.205	17:52.167(84) 5:49.625	22:09.745 4:17.578	17.37%	3:16.776	2:00.000























Event DCW4X (DC W 4X)




Directors' Challenge Women's Quads

09:02 - 10/24/2021 (Scheduled)
09:02 - 10/24/2021 (Actual)

Official

Final 1

Place	Bow	Blade	Organization	Riverside	Weld	CBC	Finish	Percent	Margin	Handicap	Penalty
1st	2		CCS/PBC/SC - Composite Wiegandt, K.	4:19.691(1)	10:10.618(1) 5:50.927	15:16.214(1) 5:05.596	18:16.544 3:00.330			0:37.000	
2nd	1		Unaff. (USA) P3PE	4:24.666(2)	10:17.639(2) 5:52.973	15:22.370(2) 5:04.731	18:22.532 3:00.162	0.55%	0:05.988	0:37.000	
3rd	19		Ister/LPBC/UVRF/WRC - Comp Harriman, M.	4:42.175(3)	10:58.347(3) 6:16.172	16:27.269(3) 5:28.922	19:37.854 3:10.585	7.42%	1:21.310	1:37.000	
4th	5		Lucky Charms Lucky Charms	4:45.434(4)	11:03.998(4) 6:18.564	16:24.546(4) 5:20.548	19:37.867 3:13.321	7.42%	1:21.323	1:31.000	
5th	6		Marin Benson, M.	4:37.391(5)	10:49.681(5) 6:12.290	16:13.303(5) 5:23.622	19:28.388 3:15.085	6.55%	1:11.844	1:12.000	
6th	8		Riverside Rampaging Bridge Crashers	4:21.348(6)	10:13.676(6) 5:52.328	15:20.564(6) 5:06.888	18:22.208 3:01.644	0.52%	0:05.664	0.00	
7th	4		Riverside Riverside	4:36.830(7)	10:43.910(7) 6:07.080	16:11.877(7) 5:27.967	19:29.661 3:17.784	6.67%	1:13.117	0:49.000	
8th	3		CBC/MINNRC/PBC - Composite Miller, K.	4:39.234(8)	10:52.294(8) 6:13.060	(8)	19:50.926	8.61%	1:34.382	1:07.000	
9th	9		Whitemarsh Boat Club Zolnowsky, A.	4:26.585(9)	10:28.260(9) 6:01.675	15:44.554(9) 5:16.294	18:51.355 3:06.801	3.17%	0:34.811	0:06.000	
10th	7		Blood Street Sculls Hollings, C.	4:59.364(10)	11:37.718(10) 6:38.354	17:21.670(10) 5:43.952	20:44.334 3:22.664	13.48%	2:27.790	1:43.000	
11th	11		CRI Quaddesses	4:42.072(11)	10:56.261(11) 6:14.189	16:21.488(11) 5:25.227	19:34.948 3:13.460	7.15%	1:18.404	0:24.000	
12th	16		Duxbury Bay Maritime School Briere, C.	4:55.576(12)	11:26.840(12) 6:31.264	17:09.962(12) 5:43.122	20:37.383 3:27.421	12.84%	2:20.839	1:07.000	
13th	10		RCRC/SARRC/TRRA - Composite Tenacious	5:04.749(13)	11:39.046(13) 6:34.297	17:24.961(13) 5:45.915	20:50.882 3:25.921	14.07%	2:34.338	1:12.000	
14th	12		CRI Quaddesses	5:03.987(14)	11:49.206(14) 6:45.219	17:40.956(14) 5:51.750	21:10.670 3:29.714	15.88%	2:54.126	1:26.000	
15th	13		BRC/Union - Composite Roots R Showing	5:08.874(15)	11:59.020(15) 6:50.146	18:10.887(15) 6:11.867	21:46.075 3:35.188	19.11%	3:29.531	2:01.000	
16th	20		OKC Riversport OKC Masters	4:53.874(16)	11:15.383(16) 6:21.509	16:52.035(16) 5:36.652	20:27.788 3:35.753	11.97%	2:11.244	0:24.000	
17th	15		Duxbury Bay Maritime School boussey, n.	5:12.238(17)	12:06.090(17) 6:53.852	18:08.982(17) 6:02.892	21:42.797 3:33.815	18.81%	3:26.253	1:31.000	
18th	14		Cambridge CBC	5:14.980(18)	12:11.190(18) 6:56.210	18:12.481(18) 6:01.291	22:03.581 3:51.100	20.70%	3:47.037	1:31.000	
19th	25		GBR/IRC - Composite LaFreniere, G.	5:36.145(19)	(19)	18:43.695(19)	22:18.636 3:34.941	22.08%	4:02.092	1:43.000	
20th	17		Upper Valley Rowing Mamma Mink	5:29.257(20)	12:31.936(20) 7:02.679	18:34.361(20) 6:02.425	22:20.864 3:46.503	22.28%	4:04.320	1:43.000	0:25.000
21st	18		Lake Oswego Community Rowing Lake Oswego Community Rowing	5:17.404(21)	12:29.096(21) 7:11.692	18:41.644(21) 6:12.548	22:20.928 3:39.284	22.29%	4:04.384	1:16.000	
22nd	24		Sammamish Rowing Association Sammamish Rowing Association	5:40.167(22)	12:57.797(22) 7:17.630	19:17.439(22) 6:19.642	22:55.923 3:38.484	25.48%	4:39.379	1:07.000	

Place	Bow	Blade	Organization	Riverside	Weld	CBC	Finish	Percent	Margin	Handicap	Penalty
23rd	22		NARR/PRC/SDRC/UVRF - Comp 321	5:55.958(23)	14:08.685(23) 8:12.727	21:16.556(23) 7:07.871	25:37.089 4:20.533	40.18%	7:20.545	3:25.000	
24th	21		CRI Herons	6:10.569(24)	14:14.705(24) 8:04.136	21:14.397(24) 6:59.692	25:14.782 4:00.385	38.14%	6:58.238	2:01.000	
25th	23		PCRA Brave Babes	6:55.587(25)	15:37.924(25) 8:42.337	23:22.772(25) 7:44.848	27:56.739 4:33.967	52.91%	9:40.195	2:37.000	

Event 47 (W YOUTH 4X)























Womens Youth Coxed Quad


























09:19 - 10/24/2021 (Scheduled)






09:19 - 10/24/2021 (Actual)

Official

Final 1

Place	Bow	Blade	Organization	Age Division	Riverside	Weld	CBC	Finish	Percent	Margin	Penalty
1st	2		Redwood Scullers Phipps, C.		4:24.016(1)	10:19.875(1) 5:55.859	15:28.962(1) 5:09.087	18:25.713 2:56.751			
2nd	9		CRI Cogan, S.		4:27.117(2)	10:21.664(2) 5:54.547	15:33.501(2) 5:11.837	18:31.809 2:58.308	0.55%	0:06.096	
3rd	4		RowAmerica Rye Regan, G.		4:32.601(3)	10:33.903(3) 6:01.302	15:49.369(3) 5:15.466	18:52.812 3:03.443	2.45%	0:27.099	
4th	5		Maritime Rowing Club Williams, J.		4:29.613(4)	10:29.342(4) 5:59.729	15:44.227(4) 5:14.885	18:53.934 3:09.707	2.55%	0:28.221	
5th	8		Niskayuna Mirkovic, S.		4:28.652(5)	10:30.640(5) 6:01.988	15:57.023(5) 5:26.383	19:00.791 3:03.768	3.17%	0:35.078	
6th	3		Whitemarsh Boat Club George, K.		4:40.776(6)	10:46.634(6) 6:05.858	16:06.387(6) 5:19.753	19:13.448 3:07.061	4.32%	0:47.735	
7th	30		Miami Beach Rowing Club Matos, G.		4:36.306(7)	10:51.499(7) 6:15.193	16:13.796(7) 5:22.297	19:22.490 3:08.694	5.13%	0:56.777	
8th	15		Long Beach Junior Crew Burnham, C.		4:33.596(8)	10:45.197(8) 6:11.601	16:16.484(8) 5:31.287	19:26.991 3:10.507	5.54%	1:01.278	
9th	35		Los Gatos Cetin, L.		4:38.890(9)	10:53.917(9) 6:15.027	16:19.197(9) 5:25.280	19:32.178 3:12.981	6.01%	1:06.465	
10th	1		St. Catharines Harrison, M.		4:42.589(10)	10:53.972(10) 6:11.383	16:20.310(10) 5:26.338	19:35.049 3:14.739	6.27%	1:09.336	
11th	36		Athletes Without Limits Leahy, M.		4:43.791(11)	10:56.221(11) 6:12.430	16:25.485(11) 5:29.264	19:35.434 3:09.949	6.31%	1:09.721	
12th	7		Texas Rowing Center Kinard, S.		4:48.784(12)	11:04.630(12) 6:15.846	16:39.524(12) 5:34.894	19:50.813 3:11.289	7.70%	1:25.100	
13th	27		Whitemarsh Boat Club Beyer, J.		4:46.562(13)	11:13.267(13) 6:26.705	16:46.154(13) 5:32.887	20:00.305 3:14.151	8.55%	1:34.592	
14th	14		Narragansett Gaitskell, A.	Under 17	4:46.706(14)	11:12.067(14) 6:25.361	16:46.941(14) 5:34.874	20:02.091 3:15.150	8.72%	1:36.378	
15th	45		Nereid Voinov, M.		4:49.928(15)	11:11.573(15) 6:21.645	16:48.431(15) 5:36.858	20:02.465 3:14.034	8.75%	1:36.752	
16th	44		Athletes Without Limits Panfil, E.		4:50.963(16)	11:10.583(16) 6:19.620	16:49.481(16) 5:38.898	20:03.598 3:14.117	8.85%	1:37.885	
17th	40		First Coast Vanover, P.		4:49.919(17)	11:09.050(17) 6:19.131	16:50.512(17) 5:41.462	20:04.828 3:14.316	8.96%	1:39.115	
18th	28		Hockaday Frederiksen, S.		4:51.301(18)	11:19.204(18) 6:27.903	16:51.096(18) 5:31.892	20:06.302 3:15.206	9.10%	1:40.589	
19th	47		Vashon Island Cain, E.		4:43.698(19)	11:15.777(19) 6:32.079	16:56.355(19) 5:40.578	20:16.074 3:19.719	9.98%	1:50.361	
20th	25		Camp Randall Chvala, A.	Under 17	4:51.523(20)	11:19.204(20) 6:27.681	17:00.021(20) 5:40.817	20:18.472 3:18.451	10.20%	1:52.759	
21st	16		Holy Names DeTuerk, J.		4:57.765(21)	11:29.934(21) 6:32.169	17:12.477(21) 5:42.543	20:30.471 3:17.994	11.28%	2:04.758	
22nd	48		Minneapolis Rowing Club Raab, G.		4:53.455(22)	11:24.861(22) 6:31.406	17:09.892(22) 5:45.031	20:32.786 3:22.894	11.49%	2:07.073	

Place	Bow	Blade	Organization	Age Division	Riverside	Weld	CBC	Finish	Percent	Margin	Penalty
23rd	34		Lower Merion Allison, J.		4:53.466(23)	11:25.734(23) 6:32.268	17:17.806(23) 5:52.072	20:36.152 3:18.346	11.80%	2:10.439	
24th	22		Conshohocken Johnson, A.		4:45.138(24)	11:21.897(24) 6:36.759	17:07.509(24) 5:45.612	20:37.118 3:29.609	11.88%	2:11.405	
25th	52		Maritime Rowing Club Thom, R.	Under 17	4:52.274(25)	11:24.686(25) 6:32.412	17:16.982(25) 5:52.296	20:37.163 3:20.181	11.89%	2:11.450	
26th	33		The Port Jefferson Rowing Club Chambers, G.	Under 17	4:51.859(26)	11:26.105(26) 6:34.246	17:12.147(26) 5:46.042	20:37.640 3:25.493	11.93%	2:11.927	
27th	6		PCRA Madoff, M.		5:03.684(27)	11:38.807(27) 6:35.123	17:28.847(27) 5:50.040	20:52.262 3:23.415	13.25%	2:26.549	
28th	50		Manhasset High School Finlay, N.		4:59.858(28)	11:38.754(28) 6:38.896	17:33.189(28) 5:54.435	20:54.467 3:21.278	13.45%	2:28.754	
29th	21		Winsor Forrester, A.	Under 17	5:01.207(29)	11:46.008(29) 6:44.801	17:34.491(29) 5:48.483	20:57.880 3:23.389	13.76%	2:32.167	
30th	10		Shenendehowa Gross, K.		5:00.147(30)	11:38.449(30) 6:38.302	17:31.217(30) 5:52.768	21:00.513 3:29.296	14.00%	2:34.800	
31st	18		Peddie Eldredge, C.		4:57.231(31)	11:43.536(31) 6:46.305	17:33.931(31) 5:50.395	21:01.266 3:27.335	14.07%	2:35.553	
32nd	42		New Orleans Finch, O.		5:04.697(32)	11:50.028(32) 6:45.331	17:41.890(32) 5:51.862	21:02.319 3:20.429	14.16%	2:36.606	
33rd	17		Connecticut Knapp, E.		5:00.697(33)	11:47.275(33) 6:46.578	17:38.685(33) 5:51.410	21:03.674 3:24.989	14.29%	2:37.961	
34th	23		East Grand Rapids Gonzalez, M.		5:01.701(34)	11:48.884(34) 6:47.183	17:42.548(34) 5:53.664	21:09.802 3:27.254	14.84%	2:44.089	
35th	12		Atlanta Junior Doss, J.		4:57.504(35)	11:47.933(35) 6:50.429	17:41.460(35) 5:53.527	21:11.439 3:29.979	14.99%	2:45.726	
36th	38		Utah Pope, O.		5:03.611(36)	11:52.107(36) 6:48.496	17:56.957(36) 6:04.850	21:26.706 3:29.749	16.37%	3:00.993	
37th	24		Bromfield Acton Boxborough		4:55.207(37)	11:49.554(37) 6:54.347	18:03.911(37) 6:14.357	21:32.447 3:28.536	16.89%	3:06.734	
38th	43		Shipley Lissack, J.		5:08.462(38)	11:56.224(38) 6:47.762	18:02.017(38) 6:05.793	21:35.514 3:33.497	17.17%	3:09.801	
39th	51		North Allegheny Ridenour, A.		4:59.920(39)	12:01.121(39) 7:01.201	18:06.972(39) 6:05.851	21:40.183 3:33.211	17.59%	3:14.470	
40th	46		Riverfront Recapture Mack, J.		5:03.916(40)	12:04.975(40) 7:01.059	18:20.484(40) 6:15.509	21:49.891 3:29.407	18.47%	3:24.178	
41st	31		Gwynedd Mercy Academy High School Howard, M.		5:16.686(41)	12:20.883(41) 7:04.197	18:18.654(41) 5:57.771	21:52.232 3:33.578	18.68%	3:26.519	
42nd	29		Middlesex Keefe, H.		5:01.283(42)	11:57.056(42) 6:55.773	18:10.785(42) 6:13.729	21:53.192 3:42.407	18.76%	3:27.479	
43rd	49		Central Crew Club Grondin, A.	Under 17	5:09.941(43)	12:14.833(43) 7:04.892	18:27.989(43) 6:13.156	22:04.856 3:36.867	19.82%	3:39.143	
44th	19		Row Boston Hill, O.	Under 17	5:16.312(44)	12:17.744(44) 7:01.432	18:30.822(44) 6:13.078	22:09.431 3:38.609	20.23%	3:43.718	
45th	32		Gordon Rowing Barone, I.	Under 17	5:09.139(45)	12:17.585(45) 7:08.446	18:33.070(45) 6:15.485	22:13.040 3:39.970	20.56%	3:47.327	
46th	39		St. Mary - Bay View Miller-Tuchon, V.		5:24.654(46)	12:25.893(46) 7:01.239	18:39.831(46) 6:13.938	22:16.406 3:36.575	20.86%	3:50.693	
47th	13		Potomac Glowacki, J.		5:08.976(47)	11:59.631(47) 6:50.655	17:52.130(47) 5:52.499	21:19.942 3:27.812	15.76%	2:54.229	1:00.000

Place	Bow	Blade	Organization	Age Division	Riverside	Weld	CBC	Finish	Percent	Margin	Penalty
48th	26		Shaker Nehme, C.		5:17.851(48)	12:32.564(48) 7:14.713	18:52.497(48) 6:19.933	22:29.308 3:36.811	22.03%	4:03.595	
49th	41		RowLA Goldstein, E.		4:52.038(49)	11:24.983(49) 6:32.945	18:04.324(49) 6:39.341	21:52.237 3:47.913	18.68%	3:26.524	0:45.000
50th	37		Bergen County Prestifilippo, S.		5:14.095(50)	12:21.288(50) 7:07.193	18:51.113(50) 6:29.825	22:38.645 3:47.532	22.88%	4:12.932	
51st	20		Norwalk River Forker, M.		5:21.691(51)	12:38.372(51) 7:16.681	19:03.051(51) 6:24.679	22:39.431 3:36.380	22.95%	4:13.718	
52nd	11		ACRA Geller, M.	Under 17	5:24.643(52)	13:02.191(52) 7:37.548	19:29.766(52) 6:27.575	23:13.804 3:44.038	26.05%	4:48.091	























Event 48 (W YOUTH 8+)

Women's Youth Eights

09:44 - 10/24/2021 (Scheduled)
09:44 - 10/24/2021 (Actual)

Official

Final 1

Place	Bow	Blade	Organization	Age Division	Riverside	Weld	CBC	Finish	Percent	Margin	Penalty
1st	2		Greenwich Crew Andersen, E.		3:57.475(1)	9:26.439(1) 5:28.964	14:13.399(1) 4:46.960	16:56.465 2:43.066			
2nd	3		Marin Lermusiaux, J.		3:58.935(2)	9:27.992(2) 5:29.057	14:14.780(2) 4:46.788	16:59.933 2:45.153	0.34%	0:03.468	
3rd	1		RowAmerica Rye Williams, C.		3:59.757(3)	9:33.360(3) 5:33.603	14:24.093(3) 4:50.733	17:04.635 2:40.542	0.80%	0:08.170	
4th	5		Saugatuck Seibert, M.		4:06.544(4)	9:48.097(4) 5:41.553	14:43.376(4) 4:55.279	17:32.736 2:49.360	3.57%	0:36.271	
5th	11		Newport Banta, M.		4:01.984(5)	9:43.914(5) 5:41.930	14:40.178(5) 4:56.264	17:33.142 2:52.964	3.61%	0:36.677	
6th	7		Saugatuck Chadwick, E.		4:09.188(6)	(6)	14:44.071(6)	17:35.448 2:51.377	3.84%	0:38.983	
7th	15		Mount Saint Joseph Cleary, K.		4:05.500(7)	9:43.157(7) 5:37.657	14:42.170(7) 4:59.013	17:36.700 2:54.530	3.96%	0:40.235	
8th	62		Greenwich Crew Jhamb, M.		4:08.418(8)	9:47.753(8) 5:39.335	14:43.533(8) 4:55.780	17:39.785 2:56.252	4.26%	0:43.320	
9th	10		PNRA/Mercer Johnson, E.		4:14.750(9)	9:58.652(9) 5:43.902	15:00.078(9) 5:01.426	17:51.485 2:51.407	5.41%	0:55.020	
10th	21		GMS Rowing Poremba, C.		4:15.833(10)	10:00.048(10) 5:44.215	14:59.879(10) 4:59.831	17:52.898 2:53.019	5.55%	0:56.433	
11th	19		Atlanta Junior New, A.		4:15.381(11)	10:00.247(11) 5:44.866	15:02.993(11) 5:02.746	17:57.819 2:54.826	6.04%	1:01.354	
12th	20		SA Rowing Club French, D.		4:11.655(12)	9:57.808(12) 5:46.153	15:02.312(12) 5:04.504	17:59.873 2:57.561	6.24%	1:03.408	
13th	56		Oakland Strokes DeFrancisci, D.		4:15.083(13)	10:06.409(13) 5:51.326	15:09.777(13) 5:03.368	18:02.965 2:53.188	6.54%	1:06.500	
14th	4		Sarasota Crew Simone, S.		4:19.186(14)	10:06.500(14) 5:47.314	15:09.783(14) 5:03.283	18:03.747 2:53.964	6.62%	1:07.282	
15th	9		Saratoga Dittrich, B.		4:11.382(15)	10:00.777(15) 5:49.395	15:18.614(15) 5:17.837	18:12.727 2:54.113	7.50%	1:16.262	
16th	6		Holy Names Telzrow, A.		4:18.318(16)	10:12.736(16) 5:54.418	15:18.934(16) 5:06.198	18:13.162 2:54.228	7.55%	1:16.697	
17th	59		TBC Racing Schwartz, K.		4:22.588(17)	10:11.482(17) 5:48.894	15:20.509(17) 5:09.027	18:16.542 2:56.033	7.88%	1:20.077	
18th	31		Montclair Moreno, I.		4:14.595(18)	10:07.407(18) 5:52.812	15:14.036(18) 5:06.629	18:17.172 3:03.136	7.94%	1:20.707	
19th	16		S.A.C. Hartman, E.		4:20.088(19)	10:17.745(19) 5:57.657	15:24.069(19) 5:06.324	18:19.057 2:54.988	8.13%	1:22.592	
20th	17		San Diego RC Wieczorek, B.		4:19.470(20)	10:12.143(20) 5:52.673	15:23.440(20) 5:11.297	18:19.848 2:56.408	8.20%	1:23.383	
21st	29		Detroit Boat Club Crew Rollins, A.		4:23.182(21)	10:14.656(21) 5:51.474	15:22.603(21) 5:07.947	18:22.063 2:59.460	8.42%	1:25.598	
22nd	52		Norcal Crew Lawrence, E.		4:20.667(22)	10:16.986(22) 5:56.319	15:24.863(22) 5:07.877	18:24.949 3:00.086	8.71%	1:28.484	

Place	Bow	Blade	Organization	Age Division	Riverside	Weld	CBC	Finish	Percent	Margin	Penalty
23rd	30		Milwaukee Hammerer, F.		4:18.023(23)	10:18.003(23) 5:59.980	15:28.948(23) 5:10.945	18:28.788 2:59.840	9.08%	1:32.323	
24th	77		Long Beach Junior Crew Griffin, T.	Under 17	4:31.053(24)	10:22.902(24) 5:51.849	15:29.679(24) 5:06.777	18:29.633 2:59.954	9.17%	1:33.168	
25th	35		Row New Jersey Fabiano, C.		4:22.538(25)	10:17.678(25) 5:55.140	15:30.713(25) 5:13.035	18:29.725 2:59.012	9.17%	1:33.260	
26th	53		Wayland-Weston Gleason, Q.		4:22.842(26)	10:22.415(26) 5:59.573	15:31.061(26) 5:08.646	18:30.109 2:59.048	9.21%	1:33.644	
27th	18		Pittsford Crew Bedford, A.		4:20.741(27)	10:12.734(27) 5:51.993	15:28.127(27) 5:15.393	18:30.908 3:02.781	9.29%	1:34.443	
28th	22		Rose City Olmsted, L.		4:23.508(28)	10:23.367(28) 5:59.859	15:32.681(28) 5:09.314	18:31.444 2:58.763	9.34%	1:34.979	
29th	12		Merion Mercy Academy Tingley-Kelley, O.		4:22.895(29)	10:18.184(29) 5:55.289	15:35.806(29) 5:17.622	18:32.013 2:56.207	9.40%	1:35.548	
30th	43		Port Rowing Angel, S.		4:21.400(30)	10:23.487(30) 6:02.087	15:32.300(30) 5:08.813	18:36.364 3:04.064	9.83%	1:39.899	
31st	26		Marina Aquatic Center Blackman, K.		4:24.370(31)	10:26.820(31) 6:02.450	15:38.326(31) 5:11.506	18:36.576 2:58.250	9.85%	1:40.111	
32nd	33		Mount Saint Joseph Horgan, m.		4:18.808(32)	10:20.692(32) 6:01.884	15:32.311(32) 5:11.619	18:39.040 3:06.729	10.09%	1:42.575	
33rd	24		New Trier Rush, L.		4:28.734(33)	10:27.225(33) 5:58.491	15:40.528(33) 5:13.303	18:41.133 3:00.605	10.30%	1:44.668	
34th	27		Dallas United Crew Rodriguez, E.		4:24.527(34)	10:24.477(34) 5:59.950	15:40.539(34) 5:16.062	18:41.348 3:00.809	10.32%	1:44.883	
35th	14		Connecticut O'Mara, C.	Under 17	4:25.424(35)	10:27.568(35) 6:02.144	15:43.227(35) 5:15.659	18:42.502 2:59.275	10.43%	1:46.037	
36th	25		CRI Henry, S.	Under 17	4:33.471(36)	10:31.663(36) 5:58.192	15:41.675(36) 5:10.012	18:42.706 3:01.031	10.45%	1:46.241	
37th	47		Wilson HS Bouma, K.		4:26.994(37)	10:35.025(37) 6:08.031	15:50.019(37) 5:14.994	18:52.773 3:02.754	11.44%	1:56.308	
38th	69		Villa Joseph Marie Phillips, A.		4:16.370(38)	10:19.946(38) 6:03.576	15:45.260(38) 5:25.314	18:53.268 3:08.008	11.49%	1:56.803	
39th	68		Gwynedd Mercy Academy High School Imbesi, R.		4:27.672(39)	10:26.134(39) 5:58.462	15:45.331(39) 5:19.197	18:53.923 3:08.592	11.56%	1:57.458	
40th	49		Greenwich Academy Baker, S.		4:24.968(40)	10:38.794(40) 6:13.826	15:56.234(40) 5:17.440	18:58.881 3:02.647	12.04%	2:02.416	
41st	66		Nardin Academy Crew Mangan, M.		4:26.901(41)	(41)	15:54.713(41)	18:59.088 3:04.375	12.06%	2:02.623	
42nd	44		Lower Merion Webb, A.		4:30.723(42)	(42)	15:56.535(42)	19:01.502 3:04.967	12.30%	2:05.037	
43rd	48		Duxbury Bay Maritime School Chesley, L.		4:33.159(43)	10:47.303(43) 6:14.144	16:00.529(43) 5:13.226	19:02.088 3:01.559	12.36%	2:05.623	
44th	61		B-CC Crew Pentz, S.		4:33.022(44)	10:38.675(44) 6:05.653	15:59.421(44) 5:20.746	19:02.936 3:03.515	12.44%	2:06.471	
45th	67		Moorestown HS/Rowing Carew, R.		4:26.786(45)	10:35.018(45) 6:08.232	15:54.154(45) 5:19.136	19:04.344 3:10.190	12.58%	2:07.879	
46th	40		Everett Rowing Association Tuley, M.		4:29.224(46)	10:42.349(46) 6:13.125	15:59.902(46) 5:17.553	19:07.622 3:07.720	12.90%	2:11.157	
47th	23		Saratoga Hegener, C.		4:34.665(47)	10:45.139(47) 6:10.474	16:06.165(47) 5:21.026	19:08.010 3:01.845	12.94%	2:11.545	

Place	Bow	Blade	Organization	Age Division	Riverside	Weld	CBC	Finish	Percent	Margin	Penalty
48th	75		Mount Saint Joseph McGreevey, E.		4:34.114(48)	10:40.995(48) 6:06.881	16:03.246(48) 5:22.251	19:12.038 3:08.792	13.34%	2:15.573	
49th	51		Los Gatos Fisher, L.		4:40.082(49)	10:51.339(49) 6:11.257	16:20.836(49) 5:29.497	19:29.222 3:08.386	15.03%	2:32.757	
50th	32		Boston Latin Cajiga, A.		4:36.401(50)	10:53.978(50) 6:17.577	16:20.792(50) 5:26.814	19:32.468 3:11.676	15.35%	2:36.003	
51st	60		Miami Beach Rowing Club Matos, A.		4:34.455(51)	10:52.154(51) 6:17.699	16:21.640(51) 5:29.486	19:35.770 3:14.130	15.67%	2:39.305	
52nd	39		Whitemarsh Boat Club Gialdo, O.		4:40.903(52)	10:54.762(52) 6:13.859	16:21.334(52) 5:26.572	19:37.048 3:15.714	15.80%	2:40.583	
53rd	42		Bedford Tynan, E.		4:44.762(53)	11:05.904(53) 6:21.142	16:31.827(53) 5:25.923	19:40.944 3:09.117	16.18%	2:44.479	
54th	36		Phillips Exeter Park, M.		4:39.914(54)	11:05.249(54) 6:25.335	16:31.430(54) 5:26.181	19:41.812 3:10.382	16.27%	2:45.347	
55th	8		CRJ Newman, A.		4:24.289(55)	10:25.179(55) 6:00.890	15:45.340(55) 5:20.161	18:43.812 2:58.472	10.56%	1:47.347	1:00.000
56th	38		Greater Lawrence Rowing Payeur, N.		4:39.230(56)	11:04.789(56) 6:25.559	16:32.220(56) 5:27.431	19:48.439 3:16.219	16.92%	2:51.974	
57th	64		Glastonbury Looby, A.		4:37.804(57)	11:06.751(57) 6:28.947	16:34.852(57) 5:28.101	19:48.736 3:13.884	16.95%	2:52.271	
58th	28		Upper Arlington Johanni, A.		4:40.107(58)	11:07.758(58) 6:27.651	16:41.330(58) 5:33.572	19:53.780 3:12.450	17.44%	2:57.315	
59th	46		Shrewsbury HS Meuse, S.		4:44.686(59)	11:07.580(59) 6:22.894	16:43.570(59) 5:35.990	19:55.832 3:12.262	17.65%	2:59.367	
60th	65		Great Bay Demopoulos, A.		4:35.687(60)	10:56.791(60) 6:21.104	16:40.919(60) 5:44.128	19:57.817 3:16.898	17.84%	3:01.352	
61st	55		Unionville Hall, J.		4:37.695(61)	11:07.644(61) 6:29.949	16:47.150(61) 5:39.506	19:59.679 3:12.529	18.02%	3:03.214	
62nd	34		Pacific Carter, A.		(62)	10:33.166(62)	16:02.970(62) 5:29.804	19:00.484 2:57.514	12.20%	2:04.019	1:00.000
63rd	37		Ocean City HS Keefer, M.		4:48.868(63)	11:15.032(63) 6:26.164	17:01.877(63) 5:46.845	20:11.654 3:09.777	19.20%	3:15.189	
64th	54		Burnt Hills RA Newell, K.		4:50.386(64)	11:13.084(64) 6:22.698	16:55.065(64) 5:41.981	20:13.481 3:18.416	19.38%	3:17.016	
65th	70		Hingham HS Neidecker, S.		4:43.797(65)	11:15.252(65) 6:31.455	17:01.922(65) 5:46.670	20:15.188 3:13.266	19.55%	3:18.723	
66th	41		Arlington Belmont Crew Croteau, B.		4:48.722(66)	11:29.872(66) 6:41.150	17:08.118(66) 5:38.246	20:27.334 3:19.216	20.75%	3:30.869	
67th	63		Concord Crew Noel, M.		4:48.515(67)	11:17.724(67) 6:29.209	17:07.121(67) 5:49.397	20:31.211 3:24.090	21.13%	3:34.746	
68th	45		City Island Hoesterey, K.		4:52.043(68)	11:38.335(68) 6:46.292	17:20.360(68) 5:42.025	20:32.589 3:12.229	21.26%	3:36.124	
69th	71		WJ Crew Darius, L.		4:53.652(69)	11:30.288(69) 6:36.636	17:17.389(69) 5:47.101	20:36.456 3:19.067	21.64%	3:39.991	
70th	13		OKC Riversport Rector, E.		4:30.981(70)	10:59.204(70) 6:28.223	16:25.490(70) 5:26.286	19:36.629 3:11.139	15.76%	2:40.164	1:00.000
71st	50		Haddonfield Crew Tucker, S.		4:46.813(71)	11:29.843(71) 6:43.030	17:23.924(71) 5:54.081	20:41.486 3:17.562	22.14%	3:45.021	
72nd	57		City Island O'Connell, K.	Under 17	4:49.160(72)	11:32.815(72) 6:43.655	17:26.500(72) 5:53.685	20:43.404 3:16.904	22.33%	3:46.939	






















Event DCMX2X (DC MX 2X)























Directors Challenge Mixed Doubles




10:16 - 10/24/2021 (Scheduled)
10:16 - 10/24/2021 (Actual)

Official

Final 1






















Place	Bow	Blade	Organization	Riverside	Weld	CBC	Finish	Percent	Margin	Handicap	Penalty
1st	27		LWRC/Moms - Composite Runde, E.	4:40.290(1)	11:05.396(1) 6:25.106	16:38.526(1) 5:33.130	19:47.109 3:08.583			1:12.000	
2nd	6		Riverside Moon, H.	4:34.726(2)	10:52.316(2) 6:17.590	16:12.548(2) 5:20.232	19:17.162 3:04.614	0.65%	0:07.495	0:34.000	
3rd	40		Maine Coast Rowing Krichko, L.	4:58.902(3)	11:28.804(3) 6:29.902	17:08.787(3) 5:39.983	20:21.727 3:12.940	6.27%	1:12.060	1:26.000	
4th	24		Unaff. (USA) Pratt, E.	4:27.417(4)	10:36.062(4) 6:08.645	16:01.099(4) 5:25.037	19:09.667 3:08.568			0:14.000	
5th	4		Quinsigamond RC Hyland, M.	4:40.636(5)	11:14.858(5) 6:34.222	16:52.711(5) 5:37.853	20:03.065 3:10.354	4.64%	0:53.398	1:02.000	
6th	31		Chinook Nash, M.	5:03.595(6)	11:44.590(6) 6:40.995	17:30.096(6) 5:45.506	20:50.066 3:19.970	8.73%	1:40.399	1:49.000	
7th	2		Station L Urbatsch, S.	4:51.021(7)	11:26.781(7) 6:35.760	17:10.162(7) 5:43.381	20:28.273 3:18.111	6.84%	1:18.606	1:26.000	
8th	14		Cambridge Lesnau, R.	4:58.803(8)	11:34.001(8) 6:35.198	17:15.395(8) 5:41.394	20:33.860 3:18.465	7.32%	1:24.193	1:26.000	
9th	10		Independence Rowing Club Lallemand, E.	4:48.836(9)	11:20.236(9) 6:31.400	16:50.218(9) 5:29.982	20:02.748 3:12.530	4.62%	0:53.081	0:41.000	
10th	22		Cambridge Skibo, L.	4:52.607(10)	11:42.624(10) 6:50.017	17:37.666(10) 5:55.042	21:07.251 3:29.585	10.23%	1:57.584	1:43.000	
11th	7		New Orleans Huppi, H.	4:27.358(11)	10:43.747(11) 6:16.389	16:16.308(11) 5:32.561	19:27.381 3:11.073	1.54%	0:17.714	0:02.000	
12th	12		Maritime Rowing Club Majd, S.	4:57.468(12)	11:39.468(12) 6:42.000	17:32.054(12) 5:52.586	20:53.660 3:21.606	9.05%	1:43.993	1:26.000	
13th	15		Greenwich Crew Kaufer, P.	4:42.427(13)	11:10.057(13) 6:27.630	16:46.320(13) 5:36.263	20:17.065 3:30.745	5.86%	1:07.398	0:49.000	
14th	1		Greenwich Crew Woody, J.	4:41.540(14)	11:12.627(14) 6:31.087	16:46.684(14) 5:34.057	19:58.304 3:11.620	4.23%	0:48.637	0:30.000	
15th	21		Cambridge Zeza, C.	5:21.402(15)	12:38.331(15) 7:16.929	18:53.854(15) 6:15.523	22:26.079 3:32.225	17.08%	3:16.412	2:55.000	
16th	39		Narragansett Lambert, J.	5:17.664(16)	11:59.039(16) 6:41.375	17:44.721(16) 5:45.682	21:06.188 3:21.467	10.14%	1:56.521	1:26.000	
17th	17		OKC Riversport Rupert, A.	4:57.233(17)	11:37.056(17) 6:39.823	17:26.985(17) 5:49.929	20:50.799 3:23.814	8.80%	1:41.132	1:07.000	
18th	18		Row Brevard Crossley, B.	4:56.991(18)	11:32.653(18) 6:35.662	17:14.570(18) 5:41.917	20:33.940 3:19.370	7.33%	1:24.273	0:41.000	
19th	13		Atomic Rowing Rogers, J.	4:55.297(19)	11:27.556(19) 6:32.259	17:04.302(19) 5:36.746	20:17.843 3:13.541	5.93%	1:08.176	0:24.000	
20th	19		Minneapolis Rowing Club Gustafson, B.	5:13.382(20)	12:09.117(20) 6:55.735	18:09.433(20) 6:00.316	21:42.228 3:32.795	13.27%	2:32.561	1:43.000	
21st	32		Saugatuck Schley, D.	5:31.402(21)	12:26.387(21) 6:54.985	18:38.337(21) 6:11.950	22:07.733 3:29.396	15.49%	2:58.066	2:07.000	














Place	Bow	Blade	Organization	Riverside	Weld	CBC	Finish	Percent	Margin	Handicap	Penalty
22nd	5		Station L Volz, P.	5:01.711(22)	11:54.048(22) 6:52.337	17:55.881(22) 6:01.833	21:21.102 3:25.221	11.43%	2:11.435	1:16.000	
23rd	8		San Diego RC Pickus, S.	4:52.413(23)	11:28.627(23) 6:36.214	17:02.842(23) 5:34.215	20:13.155 3:10.313	5.52%	1:03.488	0:06.000	
24th	36		Independence Rowing Club Maldari, M.	5:17.540(24)	12:10.806(24) 6:53.266	18:19.504(24) 6:08.698	21:53.899 3:34.395	14.29%	2:44.232	1:43.000	
25th	11		Ridley Graduate Hawkins, K.	4:51.542(25)	11:28.903(25) 6:37.361	17:23.286(25) 5:54.383	20:42.784 3:19.498	8.10%	1:33.117	0:21.000	
26th	9		Occoquan Dzugas-Smith, B.	4:46.081(26)	11:22.822(26) 6:36.741	17:08.683(26) 5:45.861	20:31.807 3:23.124	7.14%	1:22.140	0:04.000	
27th	29		New Haven Brock, J.	5:12.127(27)	12:01.331(27) 6:49.204	18:05.308(27) 6:03.977	21:26.632 3:21.324	11.91%	2:16.965	0:49.000	
28th	16		Dallas Chan, D.	5:03.338(28)	11:44.601(28) 6:41.263	17:32.597(28) 5:47.996	20:54.133 3:21.536	9.09%	1:44.466	0:16.000	
29th	3		Pioneer Valley Riverfront Club Moss, J.	5:09.527(29)	12:05.111(29) 6:55.584	18:04.917(29) 5:59.806	21:31.960 3:27.043	12.38%	2:22.293	0:54.000	0:05.000
30th	30		Greenwich Crew Tebay, M.	5:41.913(30)	12:49.544(30) 7:07.631	19:36.568(30) 6:47.024	23:44.553 4:07.985	23.91%	4:34.886	2:37.000	
31st	26		HWOOD/NPBRC - Composite Chavez, A.	5:43.394(31)	13:05.620(31) 7:22.226	19:38.489(31) 6:32.869	23:22.434 3:43.945	21.99%	4:12.767	2:13.000	
32nd	23		Treasure Coast Kammel, C.	5:13.125(32)	12:17.747(32) 7:04.622	18:18.085(32) 6:00.338	21:49.878 3:31.793	13.94%	2:40.211	0:30.000	
33rd	28		CPR/TEXRC - Composite Falkenthal, T.	5:34.323(33)	12:44.323(33) 7:10.000	19:02.416(33) 6:18.093	22:41.301 3:38.885	18.41%	3:31.634	1:21.000	
34th	33		GMS Rowing Simmons, J.	5:44.328(34)	13:17.248(34) 7:32.920	19:42.851(34) 6:25.603	23:25.094 3:42.243	22.22%	4:15.427	2:01.000	
35th	48		Otsego Area Rowing Keith, L.	5:46.769(35)	13:24.314(35) 7:37.545	20:02.009(35) 6:37.695	23:50.128 3:48.119	24.39%	4:40.461	2:25.000	
36th	43		Dallas Morschauer, M.	5:43.202(36)	13:03.881(36) 7:20.679	19:34.679(36) 6:30.798	23:26.755 3:52.076	22.36%	4:17.088	1:49.000	
37th	35		Texas Rowing Center McGee, L.	5:28.970(37)	12:28.583(37) 6:59.613	18:36.935(37) 6:08.352	22:11.798 3:34.863	15.84%	3:02.131	0:34.000	
38th	46		Peachtree City Rowing Club Elfstrom, K.	5:50.276(38)	13:46.395(38) 7:56.119	20:31.937(38) 6:45.542	24:31.749 3:59.812	28.02%	5:22.082	2:19.000	
39th	34		Wichita Symonds, R.	5:48.343(39)	13:10.291(39) 7:21.948	19:34.609(39) 6:24.318	23:21.069 3:46.460	21.87%	4:11.402	1:07.000	
40th	25		Unaff. (USA) Perin, R.	5:21.846(40)	12:32.602(40) 7:10.756	18:44.602(40) 6:12.000	22:19.946 3:35.344	16.55%	3:10.279	0:04.000	
41st	38		Row Brevard Julian, J.	5:38.647(41)	12:50.286(41) 7:11.639	19:00.986(41) 6:10.700	22:42.525 3:41.539	18.51%	3:32.858	0:18.000	
42nd	20		Swan Creek RC Dinan, A.	5:27.424(42)	13:11.545(42) 7:44.121	19:44.386(42) 6:32.841	23:31.736 3:47.350	22.80%	4:22.069	1:07.000	
43rd	42		Litchfield Hills Cadoff, E.	5:38.643(43)	13:07.143(43) 7:28.500	19:32.429(43) 6:25.286	23:20.367 3:47.938	21.81%	4:10.700	0:45.000	
44th	37		Aqueduct Samarasinghe, J.	5:36.784(44)	12:45.885(44) 7:09.101	19:01.561(44) 6:15.676	22:44.252 3:42.691	18.66%	3:34.585	0:04.000	
45th	41		Baltimore Turtle, E.	5:51.079(45)	13:28.583(45) 7:37.504	20:04.924(45) 6:36.341	23:48.961 3:44.037	24.29%	4:39.294	1:07.000	0:05.000

Place	Bow	Blade	Organization	Riverside	Weld	CBC	Finish	Percent	Margin	Handicap	Penalty
46th	45		Cambridge Meisner, M.	6:14.222(46)	14:29.652(46) 8:15.430	21:35.535(46) 7:05.883	25:39.435 4:03.900	33.90%	6:29.768	2:25.000	
47th	44		Quinsigamond RC Bellin, P.	6:04.164(47)	13:56.401(47) 7:52.237	21:16.093(47) 7:19.692	25:28.355 4:12.262	32.94%	6:18.688	1:31.000	0:05.000
48th	47		CRI Libstag, A.	6:16.603(48)	14:22.018(48) 8:05.415	21:21.183(48) 6:59.165	25:16.008 3:54.825	31.86%	6:06.341	0:37.000	

Event 49 (M YOUTH 2X)





















Men's Youth Doubles
























		Official			Final 1						
10:43 - 10/24/2021 (Scheduled)											
10:43 - 10/24/2021 (Actual)											
Place	Bow	Blade	Organization	Age Division	Riverside	Weld	CBC	Finish	Percent	Margin	Penalty
1st	4		Y Quad Cities Ramaraju, N.		4:05.994(1)	9:50.086(1) 5:44.092	14:45.919(1) 4:55.833	17:34.266 2:48.347			
2nd	35		South Eugene Rowing Club Swinney, E.		4:06.807(2)	9:51.935(2) 5:45.128	14:52.375(2) 5:00.440	17:41.196 2:48.821	0.66%	0:06.930	
3rd	20		Burton Beach Rowing Dykema, J.		4:11.185(3)	10:03.114(3) 5:51.929	15:04.834(3) 5:01.720	18:04.888 3:00.054	2.90%	0:30.622	
4th	29		Miami Rowing Club Nadal, N.		4:05.676(4)	10:20.891(4) 6:15.215	15:33.343(4) 5:12.452	18:28.283 2:54.940	5.12%	0:54.017	
5th	46		Redwood Scullers Vaksman, C.	Under 17	4:21.553(5)	10:23.900(5) 6:02.347	15:35.622(5) 5:11.722	18:32.179 2:56.557	5.49%	0:57.913	
6th	43		Riverside Diaz, F.		4:16.068(6)	10:21.889(6) 6:05.821	15:33.311(6) 5:11.422	18:33.234 2:59.923	5.59%	0:58.968	
7th	16		California Yacht Club Natterson, R.	Under 17	4:21.821(7)	10:26.491(7) 6:04.670	15:42.142(7) 5:15.651	18:39.885 2:57.743	6.22%	1:05.619	
8th	2		Oak Neck Rowing Academy Racanello, P.		4:24.559(8)	10:27.884(8) 6:03.325	15:42.237(8) 5:14.353	18:40.574 2:58.337	6.29%	1:06.308	
9th	12		Newport Sherburne, J.		4:16.279(9)	10:14.474(9) 5:58.195	15:37.856(9) 5:23.382	18:41.633 3:03.777	6.39%	1:07.367	
10th	31		Atomic Rowing Peters, D.		4:13.158(10)	10:23.340(10) 6:10.182	15:40.327(10) 5:16.987	18:43.237 3:02.910	6.54%	1:08.971	
11th	54		Beaver Creek Sculling Farmer, L.		4:21.828(11)	10:30.282(11) 6:08.454	15:46.727(11) 5:16.445	18:44.563 2:57.836	6.67%	1:10.297	
12th	6		NRS Preston, D.		4:25.584(12)	10:24.750(12) 5:59.166	15:40.133(12) 5:15.383	18:47.352 3:07.219	6.93%	1:13.086	
13th	8		GMS Rowing Salazar Anaya, L.		4:25.552(13)	10:27.345(13) 6:01.793	15:46.128(13) 5:18.783	18:49.804 3:03.676	7.16%	1:15.538	
14th	19		The Haverford School Reller, C.		4:20.446(14)	10:31.460(14) 6:11.014	15:46.232(14) 5:14.772	18:52.317 3:06.085	7.40%	1:18.051	
15th	14		Nereid YARUSSI, J.		4:26.070(15)	10:30.990(15) 6:04.920	15:47.080(15) 5:16.090	18:52.566 3:05.486	7.43%	1:18.300	
16th	49		Long Island RC Hoerning, S.		4:16.329(16)	10:28.485(16) 6:12.156	(16)	18:58.851	8.02%	1:24.585	
17th	11		GMS Rowing Riney, A.		4:22.523(17)	10:30.230(17) 6:07.707	15:57.625(17) 5:27.395	19:01.328 3:03.703	8.26%	1:27.062	
18th	45		Oak Neck Rowing Academy Andersson, J.		4:26.049(18)	10:32.366(18) 6:06.317	15:57.819(18) 5:25.453	19:02.233 3:04.414	8.34%	1:27.967	
19th	33		St. Mark's Kelly, B.		4:26.039(19)	10:40.381(19) 6:14.342	16:01.362(19) 5:20.981	19:09.222 3:07.860	9.01%	1:34.956	
20th	25		Oak Neck Rowing Academy Safran, D.	Under 17	4:26.562(20)	10:46.495(20) 6:19.933	16:07.538(20) 5:21.043	19:11.198 3:03.660	9.19%	1:36.932	
21st	38		Seton Hall Prep king, b.		4:29.461(21)	10:45.219(21) 6:15.758	16:10.937(21) 5:25.718	19:14.741 3:03.804	9.53%	1:40.475	

Place	Bow	Blade	Organization	Age Division	Riverside	Weld	CBC	Finish	Percent	Margin	Penalty
22nd	26		Bainbridge Island Rowing Collins, L.		4:37.321(22)	10:49.960(22) 6:12.639	16:10.078(22) 5:20.118	19:15.687 3:05.609	9.62%	1:41.421	
23rd	39		Row Boston Grimes, L.		4:32.732(23)	10:46.937(23) 6:14.205	16:12.153(23) 5:25.216	19:16.507 3:04.354	9.70%	1:42.241	
24th	50		Springside Chestnut Hill Stephenson, J.		4:19.934(24)	10:33.282(24) 6:13.348	15:56.518(24) 5:23.236	19:01.721 3:05.203	8.30%	1:27.455	0:15.000
25th	7		St. Mark's Elliott, D.		4:29.518(25)	10:43.002(25) 6:13.484	16:11.247(25) 5:28.245	19:18.877 3:07.630	9.92%	1:44.611	
26th	10		Resilient RC Peeler, A.		4:37.291(26)	10:55.830(26) 6:18.539	16:18.204(26) 5:22.374	19:19.486 3:01.282	9.98%	1:45.220	
27th	23		Miami Beach Rowing Club Cannava, D.		4:35.498(27)	10:56.563(27) 6:21.065	16:18.876(27) 5:22.313	19:22.014 3:03.138	10.22%	1:47.748	
28th	18		Miami Rowing Club CORTES, G.	Under 17	4:33.651(28)	10:55.041(28) 6:21.390	16:16.114(28) 5:21.073	19:17.035 3:00.921	9.75%	1:42.769	0:05.000
29th	52		Lake Leelanau Lombardi, L.	Under 17	4:33.807(29)	10:54.234(29) 6:20.427	16:20.420(29) 5:26.186	19:23.175 3:02.755	10.33%	1:48.909	
30th	17		Litchfield Hills Shillington, J.		4:29.134(30)	10:52.291(30) 6:23.157	16:15.148(30) 5:22.857	19:19.814 3:04.666	10.01%	1:45.548	0:05.000
31st	34		Western Albermarle Mehnert, J.		4:31.320(31)	10:53.582(31) 6:22.262	16:20.814(31) 5:27.232	19:25.377 3:04.563	10.54%	1:51.111	
32nd	53		Los Gatos Moss, I.	Under 17	4:30.326(32)	10:51.544(32) 6:21.218	16:20.640(32) 5:29.096	19:25.465 3:04.825	10.55%	1:51.199	
33rd	51		Treasure Coast Losey, E.		4:28.268(33)	10:52.481(33) 6:24.213	16:24.691(33) 5:32.210	19:28.427 3:03.736	10.83%	1:54.161	
34th	5		Saugatuck DeRose, D.	Under 17	4:32.017(34)	10:54.659(34) 6:22.642	16:18.985(34) 5:24.326	19:29.314 3:10.329	10.91%	1:55.048	
35th	40		Ridgewood Crew Jones, A.		4:35.079(35)	10:57.384(35) 6:22.305	16:23.821(35) 5:26.437	19:29.390 3:05.569	10.92%	1:55.124	
36th	37		Burnt Hills RA Gotobed, C.		4:35.323(36)	10:49.894(36) 6:14.571	16:22.111(36) 5:32.217	19:31.927 3:09.816	11.16%	1:57.661	
37th	1		Long Lake Rowing Crew Fahning, G.		4:36.740(37)	10:55.896(37) 6:19.156	16:25.908(37) 5:30.012	19:33.570 3:07.662	11.32%	1:59.304	
38th	32		Vashon Island Tracy, E.		4:28.475(38)	10:46.035(38) 6:17.560	16:11.172(38) 5:25.137	19:23.105 3:11.933	10.32%	1:48.839	0:15.000
39th	28		Nobles Peters, N.	Under 17	4:31.417(39)	11:03.878(39) 6:32.461	16:34.103(39) 5:30.225	19:42.732 3:08.629	12.19%	2:08.466	
40th	27		Narragansett Shields, B.		4:31.970(40)	11:00.727(40) 6:28.757	16:37.252(40) 5:36.525	19:45.508 3:08.256	12.45%	2:11.242	
41st	30		The Port Jefferson Rowing Club Zheng, A.	Under 17	4:27.891(41)	11:04.742(41) 6:36.851	16:37.247(41) 5:32.505	19:48.349 3:11.102	12.72%	2:14.083	
42nd	13		Seattle Scullers Lucier, G.		4:35.223(42)	11:04.207(42) 6:28.984	16:38.002(42) 5:33.795	19:48.362 3:10.360	12.72%	2:14.096	
43rd	15		Haddon Twp Gerber, L.		4:40.811(43)	11:04.368(43) 6:23.557	16:32.797(43) 5:28.429	19:50.921 3:18.124	12.96%	2:16.655	
44th	9		Texas Rowing Center Marvin, W.	Under 17	4:39.403(44)	11:08.825(44) 6:29.422	16:42.127(44) 5:33.302	19:52.362 3:10.235	13.10%	2:18.096	
45th	44		Triangle Rowing Barstow, C.		4:39.816(45)	11:00.496(45) 6:20.680	16:41.684(45) 5:41.188	19:49.919 3:08.235	12.87%	2:15.653	0:05.000

Event 50 (W YOUTH 2X)






















Women's Youth Doubles

























		Official			Final 1						
11:03 - 10/24/2021 (Scheduled)											
11:03 - 10/24/2021 (Actual)											
Place	Bow	Blade	Organization	Age Division	Riverside	Weld	CBC	Finish	Percent	Margin	Penalty
1st	51		Maritime Rowing Club Meurer, Z.		4:42.758(1)	11:10.886(1) 6:28.128	16:46.916(1) 5:36.030	20:02.955 3:16.039			
2nd	7		Cambridge Perry, S.		4:48.161(2)	11:11.530(2) 6:23.369	16:46.664(2) 5:35.134	20:03.144 3:16.480	0.02%	0:00.189	
3rd	36		St. Mary - Bay View Williams, L.		4:56.524(3)	11:25.459(3) 6:28.935	17:04.217(3) 5:38.758	20:21.593 3:17.376	1.55%	0:18.638	
4th	1		Y Quad Cities Mueller, A.		4:59.156(4)	11:27.593(4) 6:28.437	17:09.508(4) 5:41.915	20:28.844 3:19.336	2.15%	0:25.889	
5th	8		Cambridge Johnson, S.		4:59.845(5)	11:31.872(5) 6:32.027	17:18.735(5) 5:46.863	20:40.569 3:21.834	3.13%	0:37.614	
6th	43		Riverside Moeinzad, R.		4:53.786(6)	11:38.257(6) 6:44.471	17:21.732(6) 5:43.475	20:42.221 3:20.489	3.26%	0:39.266	
7th	49		Narragansett ROMANO, S.		4:55.873(7)	11:34.123(7) 6:38.250	17:22.208(7) 5:48.085	20:44.143 3:21.935	3.42%	0:41.188	
8th	3		California Yacht Club Ba, A.		4:57.301(8)	11:35.304(8) 6:38.003	17:27.185(8) 5:51.881	20:52.144 3:24.959	4.09%	0:49.189	
9th	18		Litchfield Hills Burgess, M.	Under 17	5:01.925(9)	11:47.770(9) 6:45.845	17:38.573(9) 5:50.803	20:59.403 3:20.830	4.69%	0:56.448	
10th	4		Olympia Area Rowley, E.		5:03.821(10)	11:43.802(10) 6:39.981	17:34.312(10) 5:50.510	21:00.405 3:26.093	4.78%	0:57.450	
11th	50		Lake Las Vegas Rowing Club Brooks, R.		5:02.536(11)	11:38.169(11) 6:35.633	17:31.164(11) 5:52.995	21:01.653 3:30.489	4.88%	0:58.698	
12th	21		Cambridge Balazy, P.		5:04.338(12)	11:47.605(12) 6:43.267	17:42.489(12) 5:54.884	21:05.247 3:22.758	5.18%	1:02.292	
13th	29		Oak Neck Rowing Academy Besart, D.	Under 17	4:58.601(13)	11:41.289(13) 6:42.688	17:38.167(13) 5:56.878	21:05.682 3:27.515	5.21%	1:02.727	
14th	5		Potomac Galazin, C.		5:07.978(14)	11:52.808(14) 6:44.830	17:47.522(14) 5:54.714	21:11.521 3:23.999	5.70%	1:08.566	
15th	37		Gordon Rowing Kinlocke, S.	Under 17	5:04.261(15)	11:57.291(15) 6:53.030	17:45.444(15) 5:48.153	21:13.991 3:28.547	5.91%	1:11.036	
16th	31		Oak Neck Rowing Academy DiMeo, J.		5:05.681(16)	11:59.092(16) 6:53.411	17:47.933(16) 5:48.841	21:14.361 3:26.428	5.94%	1:11.406	
17th	23		Lower Merion Cloud, E.		5:09.980(17)	11:55.583(17) 6:45.603	17:47.435(17) 5:51.852	21:14.588 3:27.153	5.95%	1:11.633	
18th	30		Founders Rowing Hall, A.		5:05.361(18)	11:54.089(18) 6:48.728	17:52.803(18) 5:58.714	21:15.879 3:23.076	6.06%	1:12.924	
19th	52		Sylvan Scullers McGeary, R.	Under 17	4:59.082(19)	11:46.145(19) 6:47.063	17:44.417(19) 5:58.272	21:16.807 3:32.390	6.14%	1:13.852	
20th	2		Y Quad Cities Ramaraju, S.		5:07.390(20)	11:50.315(20) 6:42.925	17:41.312(20) 5:50.997	21:18.144 3:36.832	6.25%	1:15.189	

























Place	Bow	Blade	Organization	Age Division	Riverside	Weld	CBC	Finish	Percent	Margin	Penalty
21st	47		Connecticut Lee, M.	Under 17	5:02.539(21)	11:57.888(21) 6:55.349	17:53.861(21) 5:55.973	21:19.032 3:25.171	6.32%	1:16.077	
22nd	9		Founders Rowing Rhodes, S.	Under 17	5:06.931(22)	11:52.356(22) 6:45.425	17:50.586(22) 5:58.230	21:19.463 3:28.877	6.36%	1:16.508	
23rd	46		Maine Coast Rowing St Cyr, M.		5:00.625(23)	11:53.812(23) 6:53.187	17:50.844(23) 5:57.032	21:20.163 3:29.319	6.42%	1:17.208	
24th	11		South Jersey Rowing Club McCormack, H.		5:12.083(24)	11:58.021(24) 6:45.938	17:55.620(24) 5:57.599	21:24.753 3:29.133	6.80%	1:21.798	
25th	27		RowHouse Toro, S.	Under 17	5:04.240(25)	12:00.239(25) 6:55.999	18:00.848(25) 6:00.609	21:28.848 3:28.000	7.14%	1:25.893	
26th	35		Redwood Scullers Sun, V.	Under 17	5:07.851(26)	12:08.357(26) 7:00.506	18:08.087(26) 5:59.730	21:38.016 3:29.929	7.90%	1:35.061	
27th	10		Redwood Scullers Ha, A.		5:13.532(27)	12:06.032(27) 6:52.500	18:08.172(27) 6:02.140	21:38.491 3:30.319	7.94%	1:35.536	
28th	33		Beaver Creek Sculling Pelton, L.	Under 17	5:13.177(28)	12:15.904(28) 7:02.727	18:14.472(28) 5:58.568	21:45.330 3:30.858	8.51%	1:42.375	
29th	13		GMS Rowing Prevey-Sullivan, A.		5:20.577(29)	12:19.425(29) 6:58.848	18:23.500(29) 6:04.075	21:51.487 3:27.987	9.02%	1:48.532	
30th	22		Hockaday Taten, L.		5:20.593(30)	12:17.681(30) 6:57.088	18:21.779(30) 6:04.098	22:05.753 3:43.974	10.21%	2:02.798	
31st	48		St. Paul's Zoltowski, A.		5:16.269(31)	12:17.575(31) 7:01.306	18:30.246(31) 6:12.671	22:10.047 3:39.801	10.56%	2:07.092	
32nd	28		Los Gatos Collins, A.		5:23.496(32)	12:30.135(32) 7:06.639	18:37.423(32) 6:07.288	22:10.273 3:32.850	10.58%	2:07.318	
33rd	24		The Hun School Kigin, K.		5:14.351(33)	12:21.502(33) 7:07.151	18:35.705(33) 6:14.203	22:12.060 3:36.355	10.73%	2:09.105	
34th	12		612 Endurance Golbus, A.		5:28.762(34)	12:34.290(34) 7:05.528	18:47.413(34) 6:13.123	22:13.184 3:25.771	10.83%	2:10.229	
35th	6		First Coast Murphy, T.		5:21.707(35)	12:21.888(35) 7:00.181	18:40.113(35) 6:18.225	22:14.571 3:34.458	10.94%	2:11.616	
36th	16		Haddon Twp Dunn, M.		5:31.538(36)	12:40.518(36) 7:08.980	18:51.609(36) 6:11.091	22:19.437 3:27.828	11.35%	2:16.482	
37th	17		Nereid Shoemaker, K.		5:33.608(37)	12:40.898(37) 7:07.290	18:50.319(37) 6:09.421	22:23.179 3:32.860	11.66%	2:20.224	
38th	19		Brooks School Crew Foley, V.		5:25.769(38)	12:37.825(38) 7:12.056	18:43.647(38) 6:05.822	22:23.353 3:39.706	11.67%	2:20.398	
39th	38		Whitemarsh Boat Club Creighton Reddington, E.		5:09.117(39)	12:21.126(39) 7:12.009	18:36.595(39) 6:15.469	22:24.100 3:47.505	11.73%	2:21.145	
40th	32		Ridgewood Crew Kim, O.		5:31.058(40)	12:48.839(40) 7:17.781	18:55.244(40) 6:06.405	22:24.969 3:29.725	11.81%	2:22.014	
41st	26		Conshohocken McTear, B.		5:21.394(41)	12:33.540(41) 7:12.146	18:51.644(41) 6:18.104	22:39.286 3:47.642	13.00%	2:36.331	
42nd	41		Nassau Proffitt, S.	Under 17	5:13.088(42)	12:34.814(42) 7:21.726	18:55.487(42) 6:20.673	22:40.199 3:44.712	13.07%	2:37.244	
43rd	42		ZLAC Scherdorf, B.		5:20.023(43)	12:42.681(43) 7:22.658	19:10.183(43) 6:27.502	22:51.028 3:40.845	13.97%	2:48.073	
















Event 51 (M YOUTH 4+)

Men's Youth Fours

				Official	Final 1							
11:28 - 10/24/2021 (Scheduled)												
11:28 - 10/24/2021 (Actual)												
Place	Bow	Blade	Organization	Age Division	Riverside	Weld	CBC	Finish	Percent	Margin	Penalty	
1st	12		RowAmerica Rye quinn, b.		3:55.062(1)	9:31.264(1) 5:36.202	14:19.662(1) 4:48.398	17:08.799 2:49.137				
2nd	2		Newport Chavos, J.		3:56.381(2)	9:33.341(2) 5:36.960	14:26.638(2) 4:53.297	17:15.113 2:48.475	0.61%	0:06.314		
3rd	18		Marina Aquatic Center Nissen, N.		4:02.309(3)	9:38.961(3) 5:36.652	14:31.646(3) 4:52.685	17:21.775 2:50.129	1.26%	0:12.976		
4th	41		Brunswick School Kapp, G.		4:07.328(4)	9:46.474(4) 5:39.146	14:40.411(4) 4:53.937	17:27.751 2:47.340	1.84%	0:18.952		
5th	58		Unionville Huffman, D.		4:04.481(5)	9:42.466(5) 5:37.985	14:36.450(5) 4:53.984	17:32.499 2:56.049	2.30%	0:23.700		
6th	22		Los Gatos Shetler, L.	Under 17	4:01.781(6)	9:45.683(6) 5:43.902	14:41.708(6) 4:56.025	17:33.190 2:51.482	2.37%	0:24.391		
7th	1		S.A.C. Breslin, C.		4:03.940(7)	9:42.185(7) 5:38.245	14:42.922(7) 5:00.737	17:34.055 2:51.133	2.45%	0:25.256		
8th	28		PNRA/Mercer Karra, A.		4:10.516(8)	9:49.088(8) 5:38.572	14:46.650(8) 4:57.562	17:37.159 2:50.509	2.76%	0:28.360		
9th	11		Greenwich Crew Chung, B.		4:06.374(9)	9:52.527(9) 5:46.153	14:50.349(9) 4:57.822	17:39.426 2:49.077	2.98%	0:30.627		
10th	74		Oakland Strokes HEVIN, M.		4:12.462(10)	9:58.274(10) 5:45.812	14:49.911(10) 4:51.637	17:41.403 2:51.492	3.17%	0:32.604		
11th	4		Culver Allman, E.		4:06.263(11)	9:52.347(11) 5:46.084	14:49.094(11) 4:56.747	17:43.256 2:54.162	3.35%	0:34.457		
12th	20		St. Joseph's Prep Montgomery, B.		4:06.423(12)	9:49.329(12) 5:42.906	14:50.598(12) 5:01.269	17:44.093 2:53.495	3.43%	0:35.294		
13th	7		Sarasota Crew DeNiro, D.		4:06.387(13)	9:52.461(13) 5:46.074	14:52.860(13) 5:00.399	17:47.259 2:54.399	3.74%	0:38.460		
14th	15		Belmont Hill Warming, S.		4:12.554(14)	9:53.346(14) 5:40.792	14:51.050(14) 4:57.704	17:47.321 2:56.271	3.74%	0:38.522		
15th	57		Norcal Crew Morris, D.		4:13.660(15)	9:54.766(15) 5:41.106	14:51.477(15) 4:56.711	17:48.960 2:57.483	3.90%	0:40.161		
16th	25		Northfield Mt Hermon Brandt, S.		4:13.710(16)	9:57.560(16) 5:43.850	14:54.077(16) 4:56.517	17:49.706 2:55.629	3.98%	0:40.907		
17th	30		Phillips Exeter Huang, W.		4:11.119(17)	9:56.554(17) 5:45.435	14:58.878(17) 5:02.324	17:56.389 2:57.511	4.63%	0:47.590		
18th	77		Brooks School Crew Stewart, Z.		4:12.424(18)	10:06.107(18) 5:53.683	14:59.381(18) 4:53.274	17:56.967 2:57.586	4.68%	0:48.168		
19th	60		Belen Jesuit Crew Alberni, V.	Under 17	4:18.034(19)	10:03.070(19) 5:45.036	15:03.027(19) 4:59.957	17:58.025 2:54.998	4.78%	0:49.226		
20th	3		Blood Street Sculls McGrath, T.		4:10.869(20)	10:00.957(20) 5:50.088	15:04.774(20) 5:03.817	17:59.291 2:54.517	4.91%	0:50.492		
21st	69		Lake Oswego Community Rowing Wages, L.		4:12.183(21)	10:05.373(21) 5:53.190	15:07.557(21) 5:02.184	18:01.929 2:54.372	5.16%	0:53.130		

Place	Bow	Blade	Organization	Age Division	Riverside	Weld	CBC	Finish	Percent	Margin	Penalty
22nd	26		South Jersey Rowing Club Torres, T.		4:15.117(22)	10:04.094(22) 5:48.977	15:05.357(22) 5:01.263	18:01.940 2:56.583	5.17%	0:53.141	
23rd	16		Monmouth Juniors Friend, H.		4:18.044(23)	10:08.431(23) 5:50.387	15:11.540(23) 5:03.109	18:07.774 2:56.234	5.73%	0:58.975	
24th	32		Peddie Maitekov, D.		4:19.578(24)	10:06.268(24) 5:46.690	15:10.452(24) 5:04.184	18:09.172 2:58.720	5.87%	1:00.373	
25th	55		Greenwich Crew Hisler, M.		4:19.998(25)	10:09.698(25) 5:49.700	15:16.419(25) 5:06.721	18:13.919 2:57.500	6.33%	1:05.120	
26th	49		Triangle Rowing Nordby, C.		4:17.191(26)	10:04.959(26) 5:47.768	15:13.223(26) 5:08.264	18:14.555 3:01.332	6.39%	1:05.756	
27th	27		Bromfield Acton Boxborough		4:15.379(27)	10:08.006(27) 5:52.627	15:18.221(27) 5:10.215	18:14.945 2:56.724	6.43%	1:06.146	
28th	44		Cambridge Rindge & Latin Leek, O.		4:17.321(28)	10:08.220(28) 5:50.899	15:15.087(28) 5:06.867	18:15.466 3:00.379	6.48%	1:06.667	
29th	35		Milwaukee Whitefeather, M.		4:16.975(29)	10:07.029(29) 5:50.054	15:19.104(29) 5:12.075	18:17.456 2:58.352	6.67%	1:08.657	
30th	9		Belen Jesuit Crew Alvarez, J.		4:07.063(30)	10:03.889(30) 5:56.826	15:12.649(30) 5:08.760	18:17.528 3:04.879	6.68%	1:08.729	
31st	50		First Coast walker, w.		4:14.446(31)	10:06.420(31) 5:51.974	15:13.768(31) 5:07.348	18:17.663 3:03.895	6.69%	1:08.864	
32nd	10		Upper Arlington Schomer, J.		4:07.658(32)	10:04.277(32) 5:56.619	15:13.313(32) 5:09.036	18:17.701 3:04.388	6.70%	1:08.902	
33rd	54		Wilmington Youth Shields, Z.		4:26.902(33)	10:18.783(33) 5:51.881	15:22.948(33) 5:04.165	18:18.471 2:55.523	6.77%	1:09.672	
34th	5		Christian Brothers Straley, A.		4:12.419(34)	10:08.166(34) 5:55.747	15:23.688(34) 5:15.522	18:20.334 2:56.646	6.95%	1:11.535	
35th	76		Stonington Rowing Menzies, B.		4:20.704(35)	10:14.818(35) 5:54.114	15:20.678(35) 5:05.860	18:20.609 2:59.931	6.98%	1:11.810	
36th	6		Nobles Hall, M.		4:17.363(36)	10:11.997(36) 5:54.634	15:20.985(36) 5:08.988	18:21.412 3:00.427	7.06%	1:12.613	
37th	13		Gonzaga Martino, J.		4:16.558(37)	10:12.550(37) 5:55.992	15:22.574(37) 5:10.024	18:21.957 2:59.383	7.11%	1:13.158	
38th	29		Duxbury Bay Maritime School Goode, N.		4:22.060(38)	10:14.380(38) 5:52.320	15:21.563(38) 5:07.183	18:22.975 3:01.412	7.21%	1:14.176	
39th	61		Treasure Coast Hochstetter, T.		4:22.257(39)	10:14.871(39) 5:52.614	15:24.681(39) 5:09.810	18:26.757 3:02.076	7.58%	1:17.958	
40th	48		Hawk Rowing Club Crocker, T.		4:22.902(40)	10:13.509(40) 5:50.607	15:21.751(40) 5:08.242	18:28.364 3:06.613	7.73%	1:19.565	
41st	31		OKC Riversport Knopp, K.		4:18.671(41)	10:13.510(41) 5:54.839	15:24.047(41) 5:10.537	18:31.392 3:07.345	8.03%	1:22.593	
42nd	52		Berkshire School Gosk, C.		4:27.005(42)	10:18.292(42) 5:51.287	15:29.749(42) 5:11.457	18:32.171 3:02.422	8.10%	1:23.372	
43rd	63		White Rock Rowing Gallego, H.		4:22.888(43)	10:20.000(43) 5:57.112	15:30.757(43) 5:10.757	18:33.183 3:02.426	8.20%	1:24.384	
44th	66		White Rock Rowing Calderon, M.	Under 17	4:26.738(44)	10:24.880(44) 5:58.142	15:32.668(44) 5:07.788	18:34.097 3:01.429	8.29%	1:25.298	
45th	73		Concord Crew Garside, T.		4:29.433(45)	10:30.197(45) 6:00.764	15:34.319(45) 5:04.122	18:34.453 3:00.134	8.33%	1:25.654	

Place	Bow	Blade	Organization	Age Division	Riverside	Weld	CBC	Finish	Percent	Margin	Penalty
46th	62		Burnt Hills RA Cheely, A.		4:24.146(46)	10:21.273(46) 5:57.127	15:26.771(46) 5:05.498	18:35.265 3:08.494	8.40%	1:26.466	
47th	14		PCRA Kolodner, J.		4:15.936(47)	10:18.828(47) 6:02.892	15:38.339(47) 5:19.511	18:39.715 3:01.376	8.84%	1:30.916	
48th	38		Salisbury School Cole, C.		4:31.137(48)	10:27.470(48) 5:56.333	15:37.931(48) 5:10.461	18:44.153 3:06.222	9.27%	1:35.354	
49th	19		Friends of Brookline Euvrard, N.		4:21.488(49)	10:23.940(49) 6:02.452	15:43.891(49) 5:19.951	18:45.151 3:01.260	9.37%	1:36.352	
50th	65		Holy Ghost Prep Conboy, C.		4:29.756(50)	10:26.994(50) 5:57.238	15:38.977(50) 5:11.983	18:47.126 3:08.149	9.56%	1:38.327	
51st	17		Lawrenceville Berwick, C.		4:17.969(51)	10:24.201(51) 6:06.232	15:45.674(51) 5:21.473	18:49.538 3:03.864	9.79%	1:40.739	
52nd	78		Port Rowing Fazzari, T.		4:25.670(52)	10:32.854(52) 6:07.184	15:44.605(52) 5:11.751	18:49.566 3:04.961	9.79%	1:40.767	
53rd	47		New York Freeman, R.		4:26.378(53)	10:20.428(53) 5:54.050	15:42.962(53) 5:22.534	18:50.670 3:07.708	9.90%	1:41.871	
54th	34		Miami Rowing Club Hernandez-Ibanez, A.	Under 17	4:30.985(54)	10:34.018(54) 6:03.033	15:51.303(54) 5:17.285	18:53.006 3:01.703	10.13%	1:44.207	
55th	39		Central Ohio Pereira, A.	Under 17	4:34.258(55)	10:37.149(55) 6:02.891	15:51.663(55) 5:14.514	18:56.268 3:04.605	10.45%	1:47.469	
56th	21		City Honors Kennedy, C.	Under 17	4:34.062(56)	10:36.938(56) 6:02.876	15:52.031(56) 5:15.093	18:57.683 3:05.652	10.58%	1:48.884	
57th	37		The Haverford School Benson, J.		4:27.587(57)	10:28.081(57) 6:00.494	15:53.898(57) 5:25.817	18:59.560 3:05.662	10.77%	1:50.761	
58th	71		Swan Creek RC McGuckin, C.		4:27.504(58)	10:38.532(58) 6:11.028	15:55.712(58) 5:17.180	18:59.615 3:03.903	10.77%	1:50.816	
59th	72		Row New Jersey Hupart, T.		4:24.799(59)	10:35.308(59) 6:10.509	15:55.388(59) 5:20.080	19:00.916 3:05.528	10.90%	1:52.117	
60th	42		St. Johns HS Vangos, M.		4:29.880(60)	10:32.561(60) 6:02.681	15:56.303(60) 5:23.742	19:04.904 3:08.601	11.29%	1:56.105	
61st	23		Gunn School Nettleton, J.		4:23.472(61)	10:33.126(61) 6:09.654	15:56.885(61) 5:23.759	19:09.349 3:12.464	11.72%	2:00.550	
62nd	53		The Hun School John, R.	Under 17	4:32.991(62)	10:36.406(62) 6:03.415	15:58.804(62) 5:22.398	19:11.472 3:12.668	11.92%	2:02.673	
63rd	43		Groton School El Hadj, S.		4:38.820(63)	10:47.587(63) 6:08.767	16:11.088(63) 5:23.501	19:16.083 3:04.995	12.37%	2:07.284	
64th	82		St. Joseph's Collegiate Institute ONeill, J.		4:32.733(64)	10:42.266(64) 6:09.533	15:57.420(64) 5:15.154	19:16.562 3:19.142	12.42%	2:07.763	
65th	51		Wilson HS Gootman, V.		4:34.236(65)	10:38.513(65) 6:04.277	16:00.375(65) 5:21.862	19:16.863 3:16.488	12.45%	2:08.064	
66th	24		Wayland-Weston Bell, Z.		4:31.026(66)	10:41.920(66) 6:10.894	16:09.346(66) 5:27.426	19:20.092 3:10.746	12.76%	2:11.293	
67th	75		Northfield Mt Hermon Sylvester, J.	Under 17	4:33.525(67)	10:55.094(67) 6:21.569	16:16.317(67) 5:21.223	19:25.656 3:09.339	13.30%	2:16.857	
68th	83		WJ Crew Dembo, D.		4:40.419(68)	10:56.851(68) 6:16.432	16:17.186(68) 5:20.335	19:27.836 3:10.650	13.51%	2:19.037	
69th	46		Moorestown HS/Rowing		4:32.505(69)	10:49.127(69) 6:16.622	16:21.950(69) 5:32.823	19:30.755 3:08.805	13.80%	2:21.956	

Place	Bow	Blade	Organization	Age Division	Riverside	Weld	CBC	Finish	Percent	Margin	Penalty
70th	79		East Grand Rapids Mitchell, J.		4:41.843(70)	11:04.993(70) 6:23.150	16:21.666(70) 5:16.673	19:32.291 3:10.625	13.95%	2:23.492	
71st	68		Oyster Bay Community Rowing Forte, M.		4:41.903(71)	11:00.802(71) 6:18.899	16:29.837(71) 5:29.035	19:36.698 3:06.861	14.38%	2:27.899	
72nd	59		La Salle White, N.		4:31.441(72)	10:50.144(72) 6:18.703	16:22.063(72) 5:31.919	19:43.819 3:21.756	15.07%	2:35.020	
73rd	84		CHARGERS Muldoon, R.		4:40.715(73)	10:58.622(73) 6:17.907	16:29.669(73) 5:31.047	19:48.428 3:18.759	15.52%	2:39.629	
74th	45		Iona Prep Fernandez, P.		4:42.015(74)	10:54.907(74) 6:12.892	16:30.161(74) 5:35.254	19:49.021 3:18.860	15.57%	2:40.222	
75th	8		Jesuit College Prep of Dallas Zolton, J.		4:42.931(75)	11:03.959(75) 6:21.028	16:32.053(75) 5:28.094	19:49.213 3:17.160	15.59%	2:40.414	
76th	81		Dallas United Crew Hahnfeld, W.		4:39.346(76)	11:08.840(76) 6:29.494	16:42.012(76) 5:33.172	19:52.875 3:10.863	15.95%	2:44.076	
77th	36		Arlington Belmont Crew Becker, E.		4:51.705(77)	11:04.899(77) 6:13.194	16:40.482(77) 5:35.583	19:54.647 3:14.165	16.12%	2:45.848	
78th	70		Norwalk River Huss, E.	Under 17	4:40.591(78)	11:01.560(78) 6:20.969	16:35.605(78) 5:34.045	19:56.901 3:21.296	16.34%	2:48.102	
79th	64		East Bay Rowing, Inc Whittaker, C.		4:39.116(79)	11:12.336(79) 6:33.220	16:46.024(79) 5:33.688	19:57.315 3:11.291	16.38%	2:48.516	
80th	33		Ann Arbor Huron McGovern, T.		4:48.163(80)	11:08.281(80) 6:20.118	16:50.802(80) 5:42.521	20:09.683 3:18.881	17.58%	3:00.884	
81st	40		Chaminade Koubek, J.		4:45.605(81)	11:12.243(81) 6:26.638	16:45.985(81) 5:33.742	20:10.731 3:24.746	17.68%	3:01.932	
82nd	56		Whitemarsh Boat Club Jacoby, A.	Under 17	4:54.343(82)	11:14.603(82) 6:20.260	16:50.405(82) 5:35.802	20:16.443 3:26.038	18.24%	3:07.644	
83rd	67		Haddonfield Crew Leming, S.		4:59.702(83)	11:36.177(83) 6:36.475	17:29.666(83) 5:53.489	20:43.918 3:14.252	20.91%	3:35.119	
84th	80		Marianapolis O'Connor, D.		4:43.279(84)	11:05.638(84) 6:22.359	16:25.314(84) 5:19.676	19:58.938 3:33.624	16.54%	2:50.139	1:00.000























Event DCM4X (DC M 4X)




Directors' Challenge Men's Quads

12:05 - 10/24/2021 (Scheduled)
12:05 - 10/24/2021 (Actual)

Official

Final 1

Place	Bow	Blade	Organization	Riverside	Weld	CBC	Finish	Percent	Margin	Handicap	Penalty
1st	2		CRI/RB/DWOLF/NARR - Composite Smith, M.	4:06.260(1)	9:30.949(1) 5:24.689	14:06.287(1) 4:35.338	16:47.725 2:41.438			1:14.000	
2nd	6		CBC/MCRA/Unaff./UVRF - Comp Back again...	4:03.051(2)	9:34.343(2) 5:31.292	14:24.500(2) 4:50.157	17:18.951 2:54.451	5.61%	0:55.186	1:41.000	
3rd	3		Cambridge Grant, J.	4:09.806(3)	9:43.701(3) 5:33.895	14:28.077(3) 4:44.376	17:15.230 2:47.153	5.23%	0:51.465	1:14.000	
4th	13		CBC/SDRC - Composite Andrews, C.	4:19.686(4)	10:01.897(4) 5:42.211	15:02.031(4) 5:00.134	17:58.869 2:56.838	9.67%	1:35.104	1:53.000	
5th	1		Texas Rowing Center Kirkegaard, J.	3:48.861(5)	9:04.394(5) 5:15.533	13:41.471(5) 4:37.077	16:23.765 2:42.294			0:16.000	
6th	9		Club Nautico De San Juan Tucker, S.	4:02.975(6)	9:27.236(6) 5:24.261	14:07.228(6) 4:39.992	16:55.678 2:48.450	3.24%	0:31.913	0:24.000	
7th	7		PENNBC/WBC - Composite Windeknecht, C.	4:24.918(7)	10:08.459(7) 5:43.541	15:08.121(7) 4:59.662	18:05.973 2:57.852	10.39%	1:42.208	1:29.000	
8th	11		OBC/RBC - Composite Who, me bow?	4:07.613(8)	9:46.115(8) 5:38.502	14:40.640(8) 4:54.525	17:34.307 2:53.667	7.17%	1:10.542	0:49.000	
9th	4		Rocky Mountain Sloan's Scullers	4:24.088(9)	10:16.792(9) 5:52.704	15:21.446(9) 5:04.654	18:16.546 2:55.100	11.46%	1:52.781	1:10.000	
10th	12		Dartmouth Sultans of Swing	4:33.965(10)	10:37.343(10) 6:03.378	15:54.522(10) 5:17.179	19:15.287 3:20.765	17.44%	2:51.522	1:47.000	
11th	5		Conshohocken CRC 1	4:06.329(11)	9:42.684(11) 5:36.355	14:33.149(11) 4:50.465	17:28.370 2:55.221	6.57%	1:04.605	0.00	
12th	8		All-American Rowing Camp AARC Coaches	4:29.214(12)	10:27.696(12) 5:58.482	15:44.018(12) 5:16.322	18:57.805 3:13.787	15.66%	2:34.040	1:19.000	
13th	14		CRI Dutt, K.	4:21.990(13)	10:12.634(13) 5:50.644	15:24.929(13) 5:12.295	18:29.413 3:04.484	12.77%	2:05.648	0:49.000	
14th	19		CRI CRI	4:41.435(14)	10:45.568(14) 6:04.133	16:08.927(14) 5:23.359	19:18.142 3:09.215	17.73%	2:54.377	1:05.000	
15th	21		Conshohocken CRC 2	4:20.360(15)	10:08.351(15) 5:47.991	15:17.203(15) 5:08.852	18:20.054 3:02.851	11.82%	1:56.289	0.00	0:05.000
16th	18		Fat Cat PU 1993	4:39.128(16)	10:49.605(16) 6:10.477	16:16.265(16) 5:26.660	19:33.169 3:16.904	19.25%	3:09.404	0:41.000	
17th	15		Long Pond Miss Croatia	4:46.942(17)	11:13.846(17) 6:26.904	16:53.563(17) 5:39.717	20:08.566 3:15.003	22.85%	3:44.801	1:05.000	
18th	16		Harvard UBC Harvard Once Lights	5:20.448(18)	12:21.906(18) 7:01.458	18:37.229(18) 6:15.323	22:16.894 3:39.665	35.90%	5:53.129	2:52.000	
19th	23		Litchfield Hills Litchfield Hills Rowing	4:54.661(19)	11:21.397(19) 6:26.736	16:55.797(19) 5:34.400	20:14.186 3:18.389	23.42%	3:50.421	0:49.000	
20th	10		Riverfront Recapture Resnick, C.	5:11.930(20)	12:05.841(20) 6:53.911	18:10.636(20) 6:04.795	21:45.213 3:34.577	32.68%	5:21.448	1:35.000	
21st	22		Whitmarsh Boat Club WBC Geezers	5:24.636(21)	12:40.748(21) 7:16.112	19:04.732(21) 6:23.984	22:52.600 3:47.868	39.53%	6:28.835	2:22.000	
22nd	20		King's Crown Columbia '68 Freshman Ltwt's	5:11.106(22)	12:37.266(22) 7:26.160	18:47.146(22) 6:09.880	22:41.167 3:54.021	38.36%	6:17.402	2:28.000	0:45.000

Place	Bow	Blade	Organization	Riverside	Weld	CBC	Finish	Percent	Margin	Handicap	Penalty
23rd	25		Cambridge Four Horsemen	5:53.132(23)	13:41.131(23) 7:47.999	20:15.258(23) 6:34.127	24:09.471 3:54.213	47.34%	7:45.706	2:52.000	
24th	24		RCRC/Unaff. - Composite Lindl, K.	5:28.608(24)	12:46.839(24) 7:18.231	19:01.092(24) 6:14.253	22:41.586 3:40.494	38.41%	6:17.821	1:14.000	
25th	17		Nashaquitsa Tack, C.	5:54.374(25)	13:08.497(25) 7:14.123	19:23.449(25) 6:14.952	23:16.025 3:52.576	41.91%	6:52.260	2:16.000	2:45.000






















Event 52 (M YOUTH 4x)

























Mens Youth Coxed Quad

12:19 - 10/24/2021 (Scheduled)
12:19 - 10/24/2021 (Actual)

Official

Final 1

Place	Bow	Blade	Organization	Age Division	Riverside	Weld	CBC	Finish	Percent	Margin	Penalty
1st	7		Maritime Rowing Club Holly, I.		3:47.422(1)	9:07.354(1) 5:19.932	13:43.014(1) 4:35.660	16:27.209 2:44.195			
2nd	20		CRI Erlandsen, A.		3:51.150(2)	9:16.571(2) 5:25.421	13:55.541(2) 4:38.970	16:36.784 2:41.243	0.97%	0:09.575	
3rd	18		Los Gatos Kramer, M.		3:57.345(3)	9:24.563(3) 5:27.218	14:04.602(3) 4:40.039	16:50.848 2:46.246	2.39%	0:23.639	
4th	46		Miami Beach Rowing Club Feldman, K.		3:58.107(4)	9:30.200(4) 5:32.093	14:16.339(4) 4:46.139	17:04.124 2:47.785	3.74%	0:36.915	
5th	11		Long Beach Junior Crew Griffin, T.		3:55.949(5)	9:23.981(5) 5:28.032	14:15.750(5) 4:51.769	17:06.640 2:50.890	3.99%	0:39.431	
6th	21		Potomac Nash, B.		4:00.668(6)	9:33.101(6) 5:32.433	14:18.785(6) 4:45.684	17:07.896 2:49.111	4.12%	0:40.687	
7th	1		RowAmerica Rye Sellar, T.		4:00.770(7)	9:32.904(7) 5:32.134	14:27.045(7) 4:54.141	17:18.491 2:51.446	5.19%	0:51.282	
8th	2		California Yacht Club ZEIGLER, P.		4:02.403(8)	9:33.668(8) 5:31.265	14:26.901(8) 4:53.233	17:19.373 2:52.472	5.28%	0:52.164	
9th	12		Newport Vu, A.		4:05.627(9)	9:40.828(9) 5:35.201	14:30.160(9) 4:49.332	17:23.070 2:52.910	5.66%	0:55.861	
10th	48		Niskayuna Behar, R.		4:04.585(10)	9:42.796(10) 5:38.211	14:33.569(10) 4:50.773	17:23.872 2:50.303	5.74%	0:56.663	
11th	34		Athletes Without Limits Henkle, S.		4:03.440(11)	9:41.486(11) 5:38.046	14:33.782(11) 4:52.296	17:24.863 2:51.081	5.84%	0:57.654	
12th	28		Maritime Rowing Club Salemi, R.	Under 17	4:06.861(12)	9:41.582(12) 5:34.721	14:33.829(12) 4:52.247	17:29.585 2:55.756	6.32%	1:02.376	
13th	3		Camp Randall Richmond, N.		4:04.173(13)	9:38.896(13) 5:34.723	14:37.714(13) 4:58.818	17:35.276 2:57.562	6.89%	1:08.067	
14th	9		Redwood Scullers Calalang, M.		4:05.423(14)	9:43.699(14) 5:38.276	14:41.732(14) 4:58.033	17:36.912 2:55.180	7.06%	1:09.703	
15th	10		Shenendehowa Grattan, A.		4:11.895(15)	9:48.140(15) 5:36.245	14:40.299(15) 4:52.159	17:38.042 2:57.743	7.18%	1:10.833	
16th	15		Saugatuck Healey, D.		4:11.989(16)	9:47.366(16) 5:35.377	14:42.795(16) 4:55.429	17:42.497 2:59.702	7.63%	1:15.288	
17th	31		TriStar Peiper, L.		4:03.429(17)	9:45.298(17) 5:41.869	14:43.038(17) 4:57.740	17:44.369 3:01.331	7.82%	1:17.160	
18th	13		Three Rivers Folan, D.		4:15.562(18)	9:53.718(18) 5:38.156	14:50.690(18) 4:56.972	17:47.372 2:56.682	8.12%	1:20.163	
19th	6		Saratoga Vavasour, C.		4:11.839(19)	9:55.042(19) 5:43.203	14:55.204(19) 5:00.162	17:51.497 2:56.293	8.54%	1:24.288	
20th	39		Canisius Neil, R.		4:09.154(20)	10:00.413(20) 5:51.259	15:00.272(20) 4:59.859	17:51.612 2:51.340	8.55%	1:24.403	
21st	16		Christian Brothers Gazdus, S.		4:13.653(21)	10:02.848(21) 5:49.195	15:04.811(21) 5:01.963	18:01.741 2:56.930	9.58%	1:34.532	

Place	Bow	Blade	Organization	Age Division	Riverside	Weld	CBC	Finish	Percent	Margin	Penalty
22nd	36		Manhasset High School D'Angelo, J.		4:12.137(22)	9:58.621(22) 5:46.484	15:01.478(22) 5:02.857	18:03.238 3:01.760	9.73%	1:36.029	
23rd	8		Maritime Rowing Club Daly, Q.		4:10.619(23)	9:58.158(23) 5:47.539	15:06.226(23) 5:08.068	18:06.493 3:00.267	10.06%	1:39.284	
24th	24		Nereid Rudolph, K.		4:19.792(24)	10:07.637(24) 5:47.845	15:07.618(24) 4:59.981	18:09.011 3:01.393	10.31%	1:41.802	
25th	29		Belmont Hill Liston, P.		4:24.389(25)	10:07.929(25) 5:43.540	15:15.220(25) 5:07.291	18:14.818 2:59.598	10.90%	1:47.609	
26th	32		Minneapolis Rowing Club Lamppa, J.		4:21.450(26)	10:17.192(26) 5:55.742	15:23.057(26) 5:05.865	18:23.091 3:00.034	11.74%	1:55.882	
27th	17		Germantown Friends Solomon, A.		4:24.331(27)	10:15.396(27) 5:51.065	15:24.366(27) 5:08.970	18:25.156 3:00.790	11.95%	1:57.947	
28th	30		The Hun School Shore, R.	Under 17	4:23.587(28)	10:16.545(28) 5:52.958	15:28.211(28) 5:11.666	18:30.048 3:01.837	12.44%	2:02.839	
29th	37		Malvern Preparatory School Hicks, W.		4:24.294(29)	10:20.104(29) 5:55.810	15:24.196(29) 5:04.092	18:31.141 3:06.945	12.55%	2:03.932	
30th	47		Lake Phalen Rowing Holst, N.		4:18.809(30)	10:18.079(30) 5:59.270	15:27.451(30) 5:09.372	18:31.195 3:03.744	12.56%	2:03.986	
31st	38		Camp Randall Leonard, G.	Under 17	4:24.032(31)	10:20.937(31) 5:56.905	15:27.797(31) 5:06.860	18:32.165 3:04.368	12.66%	2:04.956	
32nd	27		Lower Merion Scutti, S.		4:16.321(32)	10:15.330(32) 5:59.009	15:35.994(32) 5:20.664	18:40.565 3:04.571	13.51%	2:13.356	
33rd	23		Shaker Harkavy, S.		4:19.708(33)	10:24.448(33) 6:04.740	15:38.711(33) 5:14.263	18:45.349 3:06.638	13.99%	2:18.140	
34th	25		Treasure Coast Raffenberg, J.	Under 17	4:33.979(34)	10:40.384(34) 6:06.405	15:45.502(34) 5:05.118	18:47.870 3:02.368	14.25%	2:20.661	
35th	19		Buckingham Browne and Nichols Crafter, A.		4:35.272(35)	10:39.507(35) 6:04.235	15:46.476(35) 5:06.969	18:50.058 3:03.582	14.47%	2:22.849	
36th	33		Riverfront Recapture Puckhaber, C.		4:29.954(36)	10:34.822(36) 6:04.868	15:47.073(36) 5:12.251	18:50.138 3:03.065	14.48%	2:22.929	
37th	43		The Haverford School McCullough, H.		4:18.225(37)	10:24.636(37) 6:06.411	15:43.201(37) 5:18.565	19:01.848 3:18.647	15.66%	2:34.639	
38th	41		Long Island RC Hadjandreas, J.		4:32.225(38)	10:39.636(38) 6:07.411	15:58.001(38) 5:18.365	19:06.777 3:08.776	16.16%	2:39.568	
39th	5		Utah Perreca, B.		4:32.714(39)	10:36.693(39) 6:03.979	16:10.195(39) 5:33.502	19:14.520 3:04.325	16.95%	2:47.311	
40th	26		Shenendehowa Joy, R.		4:34.761(40)	10:48.579(40) 6:13.818	16:13.179(40) 5:24.600	19:22.631 3:09.452	17.77%	2:55.422	
41st	14		Colorado Junior Bacus, P.		4:47.034(41)	11:01.747(41) 6:14.713	16:25.916(41) 5:24.169	19:31.616 3:05.700	18.68%	3:04.407	
42nd	42		North Allegheny Lemon, B.		4:43.694(42)	11:03.009(42) 6:19.315	16:30.482(42) 5:27.473	19:47.412 3:16.930	20.28%	3:20.203	
43rd	44		Central Ohio Wellman, N.		4:38.830(43)	10:56.685(43) 6:17.855	16:28.777(43) 5:32.092	19:50.783 3:22.006	20.62%	3:23.574	
44th	22		Shipleigh Hartung, E.		4:39.676(44)	11:05.070(44) 6:25.394	16:36.404(44) 5:31.334	19:56.439 3:20.035	21.19%	3:29.230	
45th	35		East Grand Rapids Sherman, A.		4:35.292(45)	10:46.834(45) 6:11.542	16:07.880(45) 5:21.046	19:18.863 3:10.983	17.39%	2:51.654	1:00.000

Event 53 (M YOUTH 8+)



















Men's Youth Eights


12:43 - 10/24/2021 (Scheduled)

12:43 - 10/24/2021 (Actual)


















Official

Final 1

Place	Bow	Blade	Organization	Age Division	Riverside	Weld	CBC	Finish	Percent	Margin
1st	2		Greenwich Crew Mark, B.		3:31.031(1)	8:20.413(1) 4:49.382	12:28.518(1) 4:08.105	14:59.530 2:31.012		
2nd	7		St. Joseph's Prep Finnerty, O.		3:28.673(2)	8:19.364(2) 4:50.691	12:29.749(2) 4:10.385	15:03.105 2:33.356	0.40%	0:03.575
3rd	1		RowAmerica Rye Buckner-Wolfson, P.		3:32.220(3)	8:27.095(3) 4:54.875	12:41.230(3) 4:14.135	15:16.106 2:34.876	1.84%	0:16.576
4th	12		Saugatuck Kiely, F.		3:35.279(4)	8:29.425(4) 4:54.146	12:43.318(4) 4:13.893	15:17.483 2:34.165	2.00%	0:17.953
5th	10		Norcal Crew Kreidler, G.		3:33.615(5)	8:26.513(5) 4:52.898	12:46.815(5) 4:20.302	15:21.756 2:34.941	2.47%	0:22.226
6th	16		OARS McBrearty, M.		3:37.431(6)	8:36.152(6) 4:58.721	12:52.487(6) 4:16.335	15:25.859 2:33.372	2.93%	0:26.329
7th	4		Marin Sutherland, K.		3:37.549(7)	8:34.837(7) 4:57.288	12:51.081(7) 4:16.244	15:28.367 2:37.286	3.21%	0:28.837
8th	6		Sarasota Crew Horler, T.		3:28.837(8)	8:20.245(8) 4:51.408	12:44.688(8) 4:24.443	15:31.650 2:46.962	3.57%	0:32.120
9th	14		PNRA/Mercer Kaputa, N.		3:40.140(9)	8:38.915(9) 4:58.775	12:57.989(9) 4:19.074	15:33.209 2:35.220	3.74%	0:33.679
10th	3		CRI McNally, W.		3:38.298(10)	8:39.272(10) 5:00.974	13:01.093(10) 4:21.821	15:39.340 2:38.247	4.43%	0:39.810
11th	5		Oakland Strokes Yu, J.		3:35.696(11)	8:35.674(11) 4:59.978	12:59.965(11) 4:24.291	15:39.621 2:39.656	4.46%	0:40.091
12th	13		Gonzaga Keusenkothen, E.		3:35.225(12)	8:34.877(12) 4:59.652	13:00.832(12) 4:25.955	15:40.009 2:39.177	4.50%	0:40.479
13th	22		Maritime Rowing Club Xia, E.		3:42.868(13)	8:42.844(13) 4:59.976	13:05.027(13) 4:22.183	15:41.178 2:36.151	4.63%	0:41.648
14th	33		Montclair Phariss, C.		3:36.292(14)	8:39.027(14) 5:02.735	13:02.582(14) 4:23.555	15:41.449 2:38.867	4.66%	0:41.919
15th	60		Greenwich Crew Waters, H.	Under 17	3:33.339(15)	8:37.666(15) 5:04.327	13:03.255(15) 4:25.589	15:42.401 2:39.146	4.77%	0:42.871
16th	11		New Trier Weyhrich, J.		3:38.524(16)	8:37.958(16) 4:59.434	13:00.689(16) 4:22.731	15:42.801 2:42.112	4.81%	0:43.271
17th	31		Milwaukee Densmore, W.		3:38.041(17)	8:40.407(17) 5:02.366	13:05.749(17) 4:25.342	15:43.620 2:37.871	4.90%	0:44.090
18th	32		TBC Racing Silver, D.		3:37.917(18)	8:39.389(18) 5:01.472	13:07.108(18) 4:27.719	15:44.208 2:37.100	4.97%	0:44.678
19th	15		B-CC Crew Lindholm, E.		3:38.783(19)	8:40.176(19) 5:01.393	13:08.321(19) 4:28.145	15:45.545 2:37.224	5.12%	0:46.015

Place	Bow	Blade	Organization	Age Division	Riverside	Weld	CBC	Finish	Percent	Margin
20th	17		San Diego RC Hankee, M.		3:36.423(20)	8:37.566(20) 5:01.143	13:10.350(20) 4:32.784	15:46.200 2:35.850	5.19%	0:46.670
21st	52		PCRA Reavy, C.		3:39.752(21)	8:42.960(21) 5:03.208	13:13.003(21) 4:30.043	15:51.259 2:38.256	5.75%	0:51.729
22nd	29		St. Ignatius Sullivan, M.		3:38.422(22)	8:40.630(22) 5:02.208	13:14.146(22) 4:33.516	15:52.578 2:38.432	5.90%	0:53.048
23rd	54		Saugatuck Herman, J.	Under 17	3:41.032(23)	8:48.386(23) 5:07.354	13:18.771(23) 4:30.385	15:56.833 2:38.062	6.37%	0:57.303
24th	20		Hawk Rowing Club Salvati, N.		3:46.086(24)	8:53.075(24) 5:06.989	13:24.020(24) 4:30.945	16:03.786 2:39.766	7.14%	1:04.256
25th	42		Dallas United Crew Smith, A.		3:45.965(25)	8:52.174(25) 5:06.209	13:24.404(25) 4:32.230	16:03.791 2:39.387	7.14%	1:04.261
26th	30		Atlanta Junior Demirtas, K.		3:40.278(26)	8:49.260(26) 5:08.982	13:23.098(26) 4:33.838	16:04.716 2:41.618	7.25%	1:05.186
27th	24		St. Joseph's Collegiate Institute Finlayson, L.		3:41.120(27)	8:50.761(27) 5:09.641	13:26.459(27) 4:35.698	16:05.277 2:38.818	7.31%	1:05.747
28th	8		Jesuit College Prep of Dallas Nothhaft, M.		3:49.316(28)	8:58.425(28) 5:09.109	13:26.881(28) 4:28.456	16:05.660 2:38.779	7.35%	1:06.130
29th	18		Texas Rowing Center Simpson-May, H.		3:40.568(29)	8:47.844(29) 5:07.276	13:24.919(29) 4:37.075	16:06.834 2:41.915	7.48%	1:07.304
30th	49		Wilson HS Foxley, T.		3:42.327(30)	8:56.463(30) 5:14.136	13:33.444(30) 4:36.981	16:11.711 2:38.267	8.02%	1:12.181
31st	46		Port Rowing Torio, B.		3:39.974(31)	8:48.007(31) 5:08.033	13:23.495(31) 4:35.488	16:11.830 2:48.335	8.04%	1:12.300
32nd	23		Chaminade Fracasso, N.		3:44.747(32)	8:55.169(32) 5:10.422	13:32.284(32) 4:37.115	16:12.853 2:40.569	8.15%	1:13.323
33rd	9		Row New Jersey Nusbaum, M.		3:39.776(33)	8:46.551(33) 5:06.775	13:28.640(33) 4:42.089	16:14.889 2:46.249	8.38%	1:15.359
34th	38		Boston College High Griffin, H.		3:46.641(34)	8:57.594(34) 5:10.953	13:33.249(34) 4:35.655	16:15.056 2:41.807	8.40%	1:15.526
35th	27		La Salle Kennedy, M.		3:42.663(35)	8:56.243(35) 5:13.580	13:36.556(35) 4:40.313	16:16.812 2:40.256	8.59%	1:17.282
36th	58		Pacific Bottomley, J.		3:44.333(36)	8:57.410(36) 5:13.077	13:35.333(36) 4:37.923	16:20.402 2:45.069	8.99%	1:20.872
37th	25		Rose City Khoury, K.		3:48.212(37)	8:58.789(37) 5:10.577	13:38.053(37) 4:39.264	16:25.042 2:46.989	9.51%	1:25.512
38th	19		Everett Rowing Association Sackett, D.		3:47.387(38)	8:59.423(38) 5:12.036	13:42.114(38) 4:42.691	16:25.494 2:43.380	9.56%	1:25.964
39th	66		CRI Fitzpatrick, M.		3:48.920(39)	9:07.448(39) 5:18.528	13:49.892(39) 4:42.444	16:34.113 2:44.221	10.51%	1:34.583
40th	36		Pittsford Crew Littlefield, N.		3:48.290(40)	9:07.256(40) 5:18.966	13:47.691(40) 4:40.435	16:36.231 2:48.540	10.75%	1:36.701
41st	34		Brunswick School Jacobson, R.		3:53.495(41)	9:13.676(41) 5:20.181	13:54.423(41) 4:40.747	16:37.248 2:42.825	10.86%	1:37.718

Place	Bow	Blade	Organization	Age Division	Riverside	Weld	CBC	Finish	Percent	Margin
42nd	63		St. Joseph's Prep Brickner, H.		3:49.301(42)	9:08.121(42) 5:18.820	13:46.806(42) 4:38.685	16:38.068 2:51.262	10.95%	1:38.538
43rd	67		Dallas United Crew Slear, M.	Under 17	3:50.093(43)	9:12.116(43) 5:22.023	13:54.214(43) 4:42.098	16:39.977 2:45.763	11.17%	1:40.447
44th	74		St. Peters Prep mclaughlin, m.		3:50.498(44)	9:15.823(44) 5:25.325	13:59.017(44) 4:43.194	16:45.245 2:46.228	11.75%	1:45.715
45th	78		Greenwich Crew Ellis, N.	Under 17	3:55.887(45)	9:14.647(45) 5:18.760	13:58.605(45) 4:43.958	16:46.053 2:47.448	11.84%	1:46.523
46th	41		St. Johns HS Ross, J.		3:46.038(46)	9:06.783(46) 5:20.745	13:53.076(46) 4:46.293	16:47.816 2:54.740	12.04%	1:48.286
47th	35		Canisius Burget, M.	Under 17	3:50.606(47)	9:12.472(47) 5:21.866	14:01.315(47) 4:48.843	16:49.415 2:48.100	12.22%	1:49.885
48th	79		St. John's Prep Flynn, A.		4:02.832(48)	9:25.830(48) 5:22.998	14:04.470(48) 4:38.640	16:50.601 2:46.131	12.35%	1:51.071
49th	37		Belen Jesuit Crew Rammos, G.		3:54.352(49)	9:13.464(49) 5:19.112	14:04.343(49) 4:50.879	16:52.364 2:48.021	12.54%	1:52.834
50th	70		Whitemarsh Boat Club rhodes, b.		3:57.534(50)	9:23.090(50) 5:25.556	14:03.242(50) 4:40.152	16:53.142 2:49.900	12.63%	1:53.612
51st	21		Annapolis Junior Rowing Lakhanpal, R.		3:51.688(51)	9:13.168(51) 5:21.480	13:58.282(51) 4:45.114	16:54.708 2:56.426	12.80%	1:55.178
52nd	44		Hingham HS Santarelli, C.		3:57.152(52)	9:20.436(52) 5:23.284	14:08.156(52) 4:47.720	16:54.824 2:46.668	12.82%	1:55.294
53rd	77		Phillips Exeter Guite, W.		3:53.387(53)	9:14.374(53) 5:20.987	14:03.279(53) 4:48.905	16:55.002 2:51.723	12.84%	1:55.472
54th	72		TBC Racing Koide, I.		3:58.919(54)	9:22.669(54) 5:23.750	14:03.977(54) 4:41.308	16:58.072 2:54.095	13.18%	1:58.542
55th	45		Duxbury Bay Maritime School Babson, A.		3:58.447(55)	9:23.674(55) 5:25.227	14:08.545(55) 4:44.871	16:58.666 2:50.121	13.24%	1:59.136
56th	39		Glastonbury Jayachandran, R.		4:01.019(56)	9:23.373(56) 5:22.354	14:09.657(56) 4:46.284	17:00.502 2:50.845	13.45%	2:00.972
57th	26		Shrewsbury HS Dremin, L.		3:58.490(57)	9:19.156(57) 5:20.666	14:08.195(57) 4:49.039	17:00.693 2:52.498	13.47%	2:01.163
58th	48		Bedford Burke, C.		3:57.454(58)	9:21.806(58) 5:24.352	14:08.440(58) 4:46.634	17:03.650 2:55.210	13.80%	2:04.120
59th	75		Long Beach Junior Crew Josephbek, A.		3:59.866(59)	9:22.220(59) 5:22.354	14:10.373(59) 4:48.153	17:06.023 2:55.650	14.06%	2:06.493
60th	71		Chaminade Pizzardi, A.		4:05.259(60)	9:31.226(60) 5:25.967	14:14.063(60) 4:42.837	17:08.045 2:53.982	14.29%	2:08.515
61st	80		Boston Latin Hu, W.		4:00.788(61)	9:33.059(61) 5:32.271	14:23.034(61) 4:49.975	17:14.590 2:51.556	15.01%	2:15.060
62nd	59		Moorestown HS/Rowing		4:00.334(62)	9:32.167(62) 5:31.833	14:27.106(62) 4:54.939	17:21.410 2:54.304	15.77%	2:21.880
63rd	62		Arlington Belmont Crew McCabe, H.		4:01.820(63)	9:33.731(63) 5:31.911	14:28.637(63) 4:54.906	17:22.233 2:53.596	15.86%	2:22.703

Place	Bow	Blade	Organization	Age Division	Riverside	Weld	CBC	Finish	Percent	Margin
64th	53		Seton Hall Prep Treacy, P.		4:10.290(64)	9:44.227(64) 5:33.937	14:35.524(64) 4:51.297	17:30.736 2:55.212	16.81%	2:31.206
65th	76		Fairport Rowell, B.		4:12.529(65)	9:47.426(65) 5:34.897	14:44.632(65) 4:57.206	17:44.524 2:59.892	18.34%	2:44.994
66th	28		Greater Lawrence Rowing Spellman, P.		4:13.280(66)	9:53.452(66) 5:40.172	14:54.009(66) 5:00.557	17:44.861 2:50.852	18.38%	2:45.331
67th	56		Great Bay Weinstein, N.		4:08.917(67)	9:48.782(67) 5:39.865	14:48.526(67) 4:59.744	17:44.967 2:56.441	18.39%	2:45.437
68th	55		Radnor Flanagan, T.		4:06.133(68)	9:47.995(68) 5:41.862	14:52.437(68) 5:04.442	17:47.896 2:55.459	18.72%	2:48.366
69th	51		Lower Merion Miller, J.		4:07.179(69)	9:50.803(69) 5:43.624	14:54.538(69) 5:03.735	17:50.641 2:56.103	19.02%	2:51.111
70th	69		Boston College High Heffernan, T.	Under 17	4:04.230(70)	9:48.092(70) 5:43.862	14:54.708(70) 5:06.616	17:51.966 2:57.258	19.17%	2:52.436
71st	61		Middletown Ngo, D.		4:10.031(71)	9:55.424(71) 5:45.393	14:58.166(71) 5:02.742	17:55.732 2:57.566	19.59%	2:56.202
72nd	73		University School Vincent, A.		4:09.954(72)	9:57.231(72) 5:47.277	14:57.756(72) 5:00.525	18:00.430 3:02.674	20.11%	3:00.900
73rd	65		WJ Crew Lausten, C.		4:08.202(73)	10:02.379(73) 5:54.177	15:04.706(73) 5:02.327	18:05.580 3:00.874	20.68%	3:06.050
74th	47		Row New Jersey Hamilton, T.	Under 17	4:09.917(74)	9:59.279(74) 5:49.362	15:10.445(74) 5:11.166	18:08.622 2:58.177	21.02%	3:09.092
75th	57		Brunswick School Raissis, S.		4:13.823(75)	10:03.952(75) 5:50.129	15:10.249(75) 5:06.297	18:09.157 2:58.908	21.08%	3:09.627
76th	43		Manhasset High School Prabhakar, D.		4:09.421(76)	9:48.730(76) 5:39.309	15:14.028(76) 5:25.298	18:10.281 2:56.253	21.21%	3:10.751
77th	50		Belmont Hill		4:25.408(77)	10:11.694(77) 5:46.286	15:16.887(77) 5:05.193	18:12.803 2:55.916	21.49%	3:13.273
78th	64		Detroit Boat Club Crew Shanle, B.		4:23.473(78)	10:22.308(78) 5:58.835	15:34.498(78) 5:12.190	18:42.650 3:08.152	24.80%	3:43.120
79th	40		Concord Crew Mellish, J.		4:27.162(79)	10:25.656(79) 5:58.494	15:42.934(79) 5:17.278	18:55.742 3:12.808	26.26%	3:56.212
80th	68		CortlandtCommunityRowing McGuigan, B.		4:27.455(80)	10:34.183(80) 6:06.728	15:52.859(80) 5:18.676	19:05.728 3:12.869	27.37%	4:06.198

















Event 54 (M CHAMP 4+)

Men's Championship Fours

13:16 - 10/24/2021 (Scheduled)
13:16 - 10/24/2021 (Actual)

Official

Final 1

Place	Bow	Blade	Organization	Special Medal Designation	Riverside	Weld	CBC	Finish	Percent	Margin
1st	3		USTC - Oakland Gaard, A.		3:44.930(1)	8:41.638(1) 4:56.708	12:59.284(1) 4:17.646	15:34.079 2:34.795		
2nd	2		USTC - Oakland Weiss, A.		3:41.686(2)	8:42.046(2) 5:00.360	13:01.192(2) 4:19.146	15:34.461 2:33.269	0.04%	0:00.382
3rd	4		Dartmouth Rawlinson, F.	College - Championship	3:47.389(3)	9:02.539(3) 5:15.150	13:33.487(3) 4:30.948	16:15.404 2:41.917	4.42%	0:41.325
4th	8		Cornell University Kreutzelman, M.	College - Championship	3:42.598(4)	8:56.410(4) 5:13.812	13:27.996(4) 4:31.586	16:15.855 2:47.859	4.47%	0:41.776
5th	11		Princeton Quinlan, J.	College - Championship	3:43.723(5)	8:59.884(5) 5:16.161	13:33.720(5) 4:33.836	16:20.679 2:46.959	4.99%	0:46.600
6th	9		FIT Kelmelis, A.	College - Championship	3:49.723(6)	9:04.365(6) 5:14.642	13:33.373(6) 4:29.008	16:21.093 2:47.720	5.03%	0:47.014
7th	5		Syracuse DeGrado, A.	College - Championship	3:53.170(7)	9:11.655(7) 5:18.485	13:44.213(7) 4:32.558	16:29.245 2:45.032	5.91%	0:55.166
8th	1		Brown Uni - M Johansen, A.	College - Championship	3:52.778(8)	9:12.381(8) 5:19.603	13:45.877(8) 4:33.496	16:29.396 2:43.519	5.92%	0:55.317
9th	6		Oregon State Balsbaugh, A.	College - Championship	3:52.983(9)	9:13.372(9) 5:20.389	13:46.546(9) 4:33.174	16:31.165 2:44.619	6.11%	0:57.086
10th	7		University of Wisconsin Quinn, G.	College - Championship	3:56.409(10)	9:23.566(10) 5:27.157	14:00.484(10) 4:36.918	16:49.052 2:48.568	8.03%	1:14.973
11th	13		BU Men Stekl, G.	College - Championship	3:49.904(11)	9:19.630(11) 5:29.726	14:02.841(11) 4:43.211	16:54.192 2:51.351	8.58%	1:20.113
12th	10		New York AC Cabanas, J.		3:57.314(12)	9:29.169(12) 5:31.855	14:12.127(12) 4:42.958	17:08.974 2:56.847	10.16%	1:34.895
13th	15		Mass. Maritime Franke, D.	College - Championship	4:41.224(13)	11:03.762(13) 6:22.538	16:34.234(13) 5:30.472	19:55.309 3:21.075	27.97%	4:21.230
	12		Washington Unkovic, L.	College - Championship						
	14		Harvard U	College - Championship						
	16		Northeastern University	College - Championship						

Event 55 (M LW 4+)














Men's Lightweight Fours

Official

Final 1

13:16 - 10/24/2021 (Scheduled)

13:16 - 10/24/2021 (Actual)

Place	Bow	Blade	Organization	Riverside	Weld	CBC	Finish	Percent	Margin
1st	1		Penn Appleton, J.	3:48.545(1)	9:06.773(1) 5:18.228	13:41.412(1) 4:34.639	16:29.246 2:47.834		
2nd	2		Harvard U Marlo, J.	3:51.763(2)	9:13.903(2) 5:22.140	13:47.081(2) 4:33.178	16:30.903 2:43.822	0.17%	0:01.657
3rd	11		Colgate Halbreich, E.	3:53.389(3)	9:24.912(3) 5:31.523	14:07.307(3) 4:42.395	16:57.192 2:49.885	2.82%	0:27.946
4th	3		Penn Quinn, A.	3:53.621(4)	9:24.648(4) 5:31.027	14:10.352(4) 4:45.704	17:02.980 2:52.628	3.41%	0:33.734
5th	13		Harvard U Stevenson, J.	3:53.738(5)	9:32.346(5) 5:38.608	14:13.827(5) 4:41.481	17:06.454 2:52.627	3.76%	0:37.208
6th	8		MIT Rizk, M.	3:56.502(6)	9:24.812(6) 5:28.310	14:07.973(6) 4:43.161	17:06.478 2:58.505	3.76%	0:37.232
7th	4		Cornell University Kunkler, T.	4:03.816(7)	9:35.975(7) 5:32.159	14:18.803(7) 4:42.828	17:08.867 2:50.064	4.01%	0:39.621
8th	5		Yale Moyer, S.	4:04.000(8)	9:43.820(8) 5:39.820	14:34.734(8) 4:50.914	17:31.801 2:57.067	6.32%	1:02.555
9th	6		Dartmouth McAulliffe, A.	4:03.309(9)	9:46.005(9) 5:42.696	14:38.286(9) 4:52.281	17:38.391 3:00.105	6.99%	1:09.145
10th	12		Temple Fisher, K.	4:02.636(10)	9:43.203(10) 5:40.567	14:38.165(10) 4:54.962	17:38.978 3:00.813	7.05%	1:09.732
11th	7		Delaware - Men Lambert, H.	4:18.405(11)	10:23.449(11) 6:05.044	15:37.884(11) 5:14.435	18:46.580 3:08.696	13.88%	2:17.334
12th	10		Gordon College Grant, M.	4:29.953(12)	10:34.905(12) 6:04.952	15:45.389(12) 5:10.484	18:49.427 3:04.038	14.17%	2:20.181
13th	9		Southern California Addison, L.	4:24.909(13)	11:05.617(13) 6:40.708	16:19.490(13) 5:13.873	19:24.076 3:04.586	17.67%	2:54.830















Event 56 (W CHAMP 4+)

Women's Championship Fours

13:30 - 10/24/2021 (Scheduled)
13:30 - 10/24/2021 (Actual)

Official

Final 1

Place	Bow	Blade	Organization	Special Medal Designation	Riverside	Weld	CBC	Finish	Percent	Margin	Penalty
1st	2		USTC - Princeton Reelick, K.		4:12.461(1)	9:55.855(1) 5:43.394	14:48.092(1) 4:52.237	17:47.469 2:59.377			
2nd	13		Vesper Pretto, C.		4:15.893(2)	(2)	14:57.379(2)	17:59.324 3:01.945	1.11%	0:11.855	
3rd	1		Brown Uni - W Pyne, A.	College - Championship	4:19.041(3)	10:06.650(3) 5:47.609	15:09.166(3) 5:02.516	18:15.731 3:06.565	2.65%	0:28.262	
4th	14		BU Women Hicks, T.	College - Championship	4:23.811(4)	(4)	15:26.606(4)	18:32.591 3:05.985	4.23%	0:45.122	
5th	6		Syracuse Loveridge, G.	College - Championship	4:23.955(5)	10:23.317(5) 5:59.362	15:33.796(5) 5:10.479	18:42.110 3:08.314	5.12%	0:54.641	
6th	9		Radcliffe Galloway, B.	College - Championship	4:22.402(6)	(6)	15:39.753(6)	18:54.136 3:14.383	6.25%	1:06.667	
7th	8		Boston College hall, A.	College - Championship	4:31.799(7)	(7)	15:49.403(7)	18:58.095 3:08.692	6.62%	1:10.626	
8th	4		Princeton Cavendish, E.	College - Championship	4:31.845(8)	10:34.201(8) 6:02.356	15:49.635(8) 5:15.434	19:00.166 3:10.531	6.81%	1:12.697	
9th	3		Columbia University Kilroy, E.	College - Championship	4:26.445(9)	10:34.943(9) 6:08.498	15:53.976(9) 5:19.033	19:07.656 3:13.680	7.51%	1:20.187	
10th	10		Temple Page, M.	College - Championship	4:31.858(10)	(10)	16:00.741(10)	19:14.571 3:13.830	8.16%	1:27.102	
11th	11		Penn Andersen, M.	College - Championship	4:30.848(11)	(11)	16:00.928(11)	19:17.588 3:16.660	8.44%	1:30.119	
12th	5		Marist Anderson, G.	College - Championship	4:43.791(12)	11:02.861(12) 6:19.070	16:41.376(12) 5:38.515	20:07.926 3:26.550	13.16%	2:20.457	
13th	7		Dartmouth Duckworth, J.	College - Championship	4:37.104(13)	(13)	16:03.183(13)	19:22.838 3:19.655	8.93%	1:35.369	1:00.000
14th	12		Mass. Maritime Weir, C.	College - Championship	5:18.771(14)	(14)	18:40.395(14)	22:34.887 3:54.492	26.93%	4:47.418	

Event 57 (W LW 4+)

Women's Lightweight Fours

Official

Final 1

13:30 - 10/24/2021 (Scheduled)

13:30 - 10/24/2021 (Actual)

Place	Bow	Blade	Organization	Riverside	Weld	CBC	Finish	Percent	Margin	Penalty
1st	1		MIT Martin, J.	4:30.631(1)	10:24.868(1) 5:54.237	15:34.521(1) 5:09.653	18:39.188 3:04.667			
2nd	2		BU Women Jacovini, S.	4:31.346(2)	10:37.617(2) 6:06.271	16:00.696(2) 5:23.079	19:16.173 3:15.477	3.30%	0:36.985	
3rd	5		Princeton Boylan, C.	4:34.588(3)	10:37.680(3) 6:03.092	16:16.208(3) 5:38.528	19:34.387 3:18.179	4.93%	0:55.199	
4th	4		BU Women Palmer, N.	4:36.046(4)	(4)	16:21.275(4)	19:43.864 3:22.589	5.78%	1:04.676	
5th	6		Stanford - Women Yates, M.	4:26.396(5)	(5)	15:46.253(5)	18:54.915 3:08.662	1.41%	0:15.727	1:05.000
6th	3		Radcliffe Campbell, S.	4:45.748(6)	11:06.204(6) 6:20.456	16:48.941(6) 5:42.737	20:15.349 3:26.408	8.59%	1:36.161	
7th	7		Gordon College Pierce, M.	5:08.741(7)	(7)	18:06.670(7)	21:37.429 3:30.759	15.93%	2:58.241	

Event 58 (M CHAMP 8+)



















Men's Championship Eights



Official

Final 1

13:49 - 10/24/2021 (Scheduled)

13:49 - 10/24/2021 (Actual)

Place	Bow	Blade	Organization	Special Medal Designation	Riverside	Weld	CBC	Finish	Percent	Margin
1st	4		Washington Rosts, S.	College - Championship	3:11.461(1)	7:44.140(1) 4:32.679	11:38.590(1) 3:54.450	13:59.432 2:20.842		
2nd	9		Dartmouth Bender, W.	College - Championship	3:11.858 (2)	7:43.023 (2) 4:31.165	11:37.132 (2) 3:54.109	14:01.513 2:24.381	0.25%	0:02.081
3rd	1		Yale Hamilton, F.	College - Championship	3:14.219 (3)	7:46.317 (3) 4:32.098	11:38.315 (3) 3:51.998	14:02.459 2:24.144	0.36%	0:03.027
4th	3		Harvard U de Graaf, D.	College - Championship	3:17.175 (4)	7:51.342 (4) 4:34.167	11:45.353 (4) 3:54.011	14:07.615 2:22.262	0.97%	0:08.183
5th	7		Syracuse Joss, L.	College - Championship	3:16.586 (5)	7:50.906 (5) 4:34.320	11:42.480 (5) 3:51.574	14:08.618 2:26.138	1.09%	0:09.186
6th	2		Brown Uni - M de Jong, J.	College - Championship	3:15.751 (6)	7:50.978 (6) 4:35.227	11:45.629 (6) 3:54.651	14:10.857 2:25.228	1.36%	0:11.425
7th	5		Northeastern University Burns, R.	College - Championship	3:16.935 (7)	7:56.385 (7) 4:39.450	11:54.612 (7) 3:58.227	14:19.730 2:25.118	2.42%	0:20.298
8th	10		Princeton Benedikter, F.	College - Championship	3:19.156 (8)	7:57.518 (8) 4:38.362	11:57.340 (8) 3:59.822	14:23.345 2:26.005	2.85%	0:23.913
9th	8		Harvard U Fischer, M.	Junior Varsity	3:18.481 (9)	7:56.213 (9) 4:37.732	11:58.222 (9) 4:02.009	14:27.135 2:28.913	3.30%	0:27.703
10th	13		Naval Academy Pushner, J.	College - Championship	3:20.745 (10)	8:02.681 (10) 4:41.936	12:01.888 (10) 3:59.207	14:27.162 2:25.274	3.30%	0:27.730
11th	18		Washington Pluijmer, R.	Junior Varsity	3:21.482 (11)	8:04.585 (11) 4:43.103	12:09.419 (11) 4:04.834	14:35.045 2:25.626	4.24%	0:35.613
12th	11		Yale McChesney, A.	College - Championship	3:24.989 (12)	8:06.632 (12) 4:41.643	12:07.216 (12) 4:00.584	14:36.771 2:29.555	4.45%	0:37.339
13th	19		Dartmouth mannion, s.	Junior Varsity	3:18.365 (13)	8:00.906 (13) 4:42.541	12:07.093 (13) 4:06.187	14:37.188 2:30.095	4.50%	0:37.756
14th	6		BU Men Seiters, P.	College - Championship	3:19.603 (14)	8:00.450 (14) 4:40.847	12:06.117 (14) 4:05.667	14:38.753 2:32.636	4.68%	0:39.321
15th	12		University of Wisconsin Wehking, A.	College - Championship	3:18.147 (15)	8:05.587 (15) 4:47.440	12:13.875 (15) 4:08.288	14:46.488 2:32.613	5.61%	0:47.056
16th	17		Brown Uni - M Stoop, W.	College - Championship	3:23.584 (16)	8:08.732 (16) 4:45.148	12:16.652 (16) 4:07.920	14:47.632 2:30.980	5.74%	0:48.200
17th	16		Penn Rosser, C.	College - Championship	3:27.342 (17)	8:16.051 (17) 4:48.709	12:28.096 (17) 4:12.045	14:57.829 2:29.733	6.96%	0:58.397
18th	20		George Wash U Axford, N.	College - Championship	3:27.742 (18)	8:20.671 (18) 4:52.929	12:36.701 (18) 4:16.030	15:10.032 2:33.331	8.41%	1:10.600

Place	Bow	Blade	Organization	Special Medal Designation	Riverside	Weld	CBC	Finish	Percent	Margin
14			Yale	College - Championship						
15			Minerva de Koningh, T.	College - Championship						

Event 59 (M LW 8+)


Men's Lightweight Eights

Official

Final 1

13:49 - 10/24/2021 (Scheduled)

13:49 - 10/24/2021 (Actual)

Place	Bow	Blade	Organization	Riverside	Weld	CBC	Finish	Percent	Margin	Penalty
1st	7		Yale McDonald, J.	3:20.102(1)	7:56.486(1) 4:36.384	12:02.434(1) 4:05.948	14:30.961 2:28.527			
2nd	3		Cornell University Whittle, L.	3:23.046(2)	8:06.413(2) 4:43.367	12:11.867(2) 4:05.454	14:39.750 2:27.883	1.01%	0:08.789	
3rd	1		Princeton Dickinson, G.	3:25.030(3)	8:07.132(3) 4:42.102	12:15.438(3) 4:08.306	14:43.485 2:28.047	1.44%	0:12.524	
4th	9		Dartmouth Tripp, R.	3:24.359(4)	8:09.787(4) 4:45.428	12:15.639(4) 4:05.852	14:45.342 2:29.703	1.65%	0:14.381	
5th	8		Princeton Vecchione, H.	3:23.878(5)	8:08.065(5) 4:44.187	12:16.049(5) 4:07.984	14:48.284 2:32.235	1.99%	0:17.323	
6th	4		Naval Academy Fuller, J.	3:21.349(6)	8:06.906(6) 4:45.557	12:18.183(6) 4:11.277	14:51.901 2:33.718	2.40%	0:20.940	
7th	2		Penn Vallurupalli, N.	3:26.624(7)	8:13.453(7) 4:46.829	12:27.174(7) 4:13.721	14:57.193 2:30.019	3.01%	0:26.232	
8th	5		Harvard U Schofield, H.	3:24.453(8)	8:08.259(8) 4:43.806	12:15.403(8) 4:07.144	14:45.003 2:29.600	1.61%	0:14.042	0:15.000
9th	16		Georgetown Dailey, J.	3:25.183(9)	8:15.170(9) 4:49.987	12:27.111(9) 4:11.941	15:01.534 2:34.423	3.51%	0:30.573	
10th	6		Yale Casemore, J.	3:25.729(10)	8:18.070(10) 4:52.341	12:32.715(10) 4:14.645	15:04.394 2:31.679	3.84%	0:33.433	
11th	10		Harvard U Niles, O.	3:25.710(11)	8:15.853(11) 4:50.143	12:31.758(11) 4:15.905	15:05.957 2:34.199	4.02%	0:34.996	
12th	15		Mercyhurst University Daniell, C.	3:24.243(12)	8:21.553(12) 4:57.310	12:37.285(12) 4:15.732	15:09.790 2:32.505	4.46%	0:38.829	
13th	13		Yale Murphy, M.	3:30.316(13)	8:26.445(13) 4:56.129	12:45.749(13) 4:19.304	15:24.225 2:38.476	6.12%	0:53.264	
14th	11		Penn Allon, R.	3:33.913(14)	8:32.094(14) 4:58.181	12:53.960(14) 4:21.866	15:32.951 2:38.991	7.12%	1:01.990	
15th	14		MIT Boshar, S.	3:32.865(15)	8:31.128(15) 4:58.263	13:01.356(15) 4:30.228	15:40.553 2:39.197	7.99%	1:09.592	
16th	12		Delaware - Men Ortiz, A.	3:30.056(16)	8:29.408(16) 4:59.352	13:01.665(16) 4:32.257	15:40.949 2:39.284	8.04%	1:09.988	

Event 60 (M COLLEGE 8+)




















Men's Collegiate Eights

Official


Final 1

14:05 - 10/24/2021 (Scheduled)

14:05 - 10/24/2021 (Actual)

Place	Bow	Blade	Organization	Riverside	Weld	CBC	Finish	Percent	Margin	Penalty
1st	1		MIT Koenig, B.	3:26.663(1)	8:13.937(1) 4:47.274	12:24.151(1) 4:10.214	14:54.924 2:30.773			
2nd	9		Drexel Ibrocic, D.	3:24.922(2)	8:12.453(2) 4:47.531	12:24.657(2) 4:12.204	14:57.553 2:32.896	0.29%	0:02.629	
3rd	2		Marist Irving, J.	3:25.865(3)	8:12.920(3) 4:47.055	12:25.165(3) 4:12.245	14:58.039 2:32.874	0.35%	0:03.115	
4th	6		Temple Oliver, A.	3:29.808(4)	8:20.496(4) 4:50.688	12:32.473(4) 4:11.977	15:05.142 2:32.669	1.14%	0:10.218	
5th	17		Bates College Wheeler, E.	3:28.860(5)	8:23.337(5) 4:54.477	12:37.574(5) 4:14.237	15:12.441 2:34.867	1.96%	0:17.517	
6th	12		Williams College Boat Club Chalmers, P.	3:33.018(6)	8:27.275(6) 4:54.257	12:44.309(6) 4:17.034	15:15.471 2:31.162	2.30%	0:20.547	
7th	4		Holy Cross Collins, P.	3:29.028(7)	8:22.245(7) 4:53.217	12:38.660(7) 4:16.415	15:16.932 2:38.272	2.46%	0:22.008	
8th	20		Tufts University Landers, W.	3:29.972(8)	8:27.476(8) 4:57.504	12:43.735(8) 4:16.259	15:23.503 2:39.768	3.19%	0:28.579	
9th	3		Hobart College Kumagai, C.	3:32.974(9)	8:29.799(9) 4:56.825	12:47.074(9) 4:17.275	15:27.356 2:40.282	3.62%	0:32.432	
10th	5		Michigan RA Latham, J.	3:34.823(10)	8:29.510(10) 4:54.687	12:46.511(10) 4:17.001	15:30.116 2:43.605	3.93%	0:35.192	
11th	40		MIT Noga, C.	3:35.790(11)	8:32.242(11) 4:56.452	12:59.957(11) 4:27.715	15:41.212 2:41.255	5.17%	0:46.288	
12th	22		Marietta College Hennacy, K.	3:36.036(12)	8:38.434(12) 5:02.398	13:02.368(12) 4:23.934	15:43.402 2:41.034	5.42%	0:48.478	
13th	26		Middlebury Neumeister, N.	3:31.415(13)	8:34.409(13) 5:02.994	13:03.271(13) 4:28.862	15:44.078 2:40.807	5.49%	0:49.154	
14th	15		Virginia RA McGivern, C.	3:34.877(14)	8:38.011(14) 5:03.134	13:02.502(14) 4:24.491	15:46.443 2:43.941	5.76%	0:51.519	
15th	37		UCLA Pinto, J.	3:36.817(15)	8:41.559(15) 5:04.742	13:05.027(15) 4:23.468	15:47.277 2:42.250	5.85%	0:52.353	
16th	11		Trinity Markovic, M.	3:40.523(16)	8:42.011(16) 5:01.488	13:07.917(16) 4:25.906	15:47.502 2:39.585	5.88%	0:52.578	
17th	8		St. Josephs Veiga de Roovere, D.	3:34.846(17)	8:37.660(17) 5:02.814	13:05.909(17) 4:28.249	15:47.729 2:41.820	5.90%	0:52.805	
18th	21		WPI Tengdin, D.	3:34.330(18)	8:41.291(18) 5:06.961	13:10.027(18) 4:28.736	15:48.861 2:38.834	6.03%	0:53.937	
19th	10		Ithaca Bickham, S.	3:40.887(19)	8:43.298(19) 5:02.411	13:07.544(19) 4:24.246	15:49.885 2:42.341	6.14%	0:54.961	

Place	Bow	Blade	Organization	Riverside	Weld	CBC	Finish	Percent	Margin	Penalty
20th	25		Bucknell Viola, A.	3:35.463(20)	8:38.769(20) 5:03.306	13:11.449(20) 4:32.680	15:50.826 2:39.377	6.25%	0:55.902	
21st	7		Notre Dame Bektas, M.	3:42.145(21)	8:44.839(21) 5:02.694	13:14.805(21) 4:29.966	15:54.949 2:40.144	6.71%	1:00.025	
22nd	13		Wesleyan Kagan, J.	3:42.895(22)	8:48.318(22) 5:05.423	13:15.577(22) 4:27.259	15:57.230 2:41.653	6.96%	1:02.306	
23rd	16		Boston College McPheters, I.	3:41.610(23)	8:51.849(23) 5:10.239	13:15.798(23) 4:23.949	15:57.319 2:41.521	6.97%	1:02.395	
24th	32		Hamilton Vogelsang, I.	3:46.301(24)	8:49.383(24) 5:03.082	13:12.757(24) 4:23.374	15:57.598 2:44.841	7.00%	1:02.674	
25th	38		Williams College Boat Club Sienkiewicz, E.	3:44.958(25)	8:49.773(25) 5:04.815	13:16.015(25) 4:26.242	16:00.532 2:44.517	7.33%	1:05.608	
26th	42		Bates College Fallone, X.	3:40.895(26)	8:47.391(26) 5:06.496	13:11.176(26) 4:23.785	16:01.142 2:49.966	7.40%	1:06.218	
27th	30		Adrian College Parsons, S.	3:44.033(27)	8:52.488(27) 5:08.455	13:22.358(27) 4:29.870	16:07.223 2:44.865	8.08%	1:12.299	
28th	27		Coast Guard Stevens, L.	3:48.468(28)	8:59.169(28) 5:10.701	13:33.297(28) 4:34.128	16:15.951 2:42.654	9.05%	1:21.027	
29th	18		Delaware - Men Comegys, K.	3:40.083(29)	8:53.517(29) 5:13.434	13:27.387(29) 4:33.870	16:17.790 2:50.403	9.26%	1:22.866	
30th	24		WPI Govani, S.	3:42.015(30)	8:52.919(30) 5:10.904	13:35.081(30) 4:42.162	16:24.974 2:49.893	10.06%	1:30.050	
31st	33		Hamilton Burt, J.	3:49.105(31)	9:02.091(31) 5:12.986	13:38.212(31) 4:36.121	16:27.213 2:49.001	10.31%	1:32.289	
32nd	29		Villanova Rizzuto-Flancbaum, Z.	3:51.682(32)	9:06.185(32) 5:14.503	13:42.151(32) 4:35.966	16:32.772 2:50.621	10.93%	1:37.848	
33rd	41		St. Lawrence Norrgard, J.	3:51.992(33)	9:05.959(33) 5:13.967	13:47.326(33) 4:41.367	16:34.884 2:47.558	11.17%	1:39.960	
34th	35		Catholic University Phillips, M.	3:45.163(34)	8:58.919(34) 5:13.756	13:41.313(34) 4:42.394	16:37.731 2:56.418	11.49%	1:42.807	
35th	31		Ohio State Brinkel, N.	3:46.430(35)	9:02.808(35) 5:16.378	13:46.011(35) 4:43.203	16:37.867 2:51.856	11.50%	1:42.943	
36th	36		RIT Fernandez, B.	3:51.172(36)	9:08.658(36) 5:17.486	13:53.689(36) 4:45.031	16:51.376 2:57.687	13.01%	1:56.452	
37th	23		Colby College Krueger, L.	3:48.622(37)	9:08.310(37) 5:19.688	14:04.794(37) 4:56.484	16:55.271 2:50.477	13.45%	2:00.347	
38th	14		UMass Kane, A.	3:48.807(38)	9:12.933(38) 5:24.126	14:14.816(38) 5:01.883	17:10.507 2:55.691	15.15%	2:15.583	
39th	39		Illinois Suppiger, C.	4:08.687(39)	9:33.928(39) 5:25.241	14:19.675(39) 4:45.747	17:22.721 3:03.046	16.52%	2:27.797	
40th	28		NY Maritime Pascarella, J.	4:51.839(40)	11:31.729(40) 6:39.890	17:32.066(40) 6:00.337	21:20.990 3:48.924	43.14%	6:26.066	0:05.000

Place	Bow	Blade	Organization	Riverside	Weld	CBC	Finish	Percent	Margin	Penalty
19			Colgate Smith, A.	3:34.072	8:28.939 4:54.867	12:51.155 4:22.216				1:00.000

Event 61 (W CHAMP 8+)















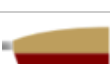




Women's Championship Eights


Official

Final 1

14:25 - 10/24/2021 (Scheduled)

14:25 - 10/24/2021 (Actual)

Place	Bow	Blade	Organization	Special Medal Designation	Riverside	Weld	CBC	Finish	Percent	Margin
1st	1		Stanford - Women McGinley, K.	College - Championship	3:34.767(1)	8:36.149(1) 5:01.382	12:58.128(1) 4:21.979	15:41.368 2:43.240		
2nd	4		Princeton Koven, L.	College - Championship	3:37.473 (2)	8:40.474 (2) 5:03.001	13:05.367 (2) 4:24.893	15:48.090 2:42.723	0.71%	0:06.722
3rd	2		Yale Dirks, C.	College - Championship	3:38.809 (3)	8:44.463 (3) 5:05.654	13:08.024 (3) 4:23.561	15:50.021 2:41.997	0.92%	0:08.653
4th	5		Brown Uni - W HasBrouck, Z.	College - Championship	3:40.764 (4)	8:46.209 (4) 5:05.445	13:10.425 (4) 4:24.216	15:52.924 2:42.499	1.23%	0:11.556
5th	7		Yale Laurence, E.	College - Championship	3:44.532 (5)	8:51.888 (5) 5:07.356	13:20.707 (5) 4:28.819	16:04.945 2:44.238	2.50%	0:23.577
6th	3		Rowing Canada Aviron Wasteneys, A.		3:41.776 (6)	8:49.851 (6) 5:08.075	13:25.155 (6) 4:35.304	16:09.842 2:44.687	3.02%	0:28.474
7th	9		Penn Konopka, J.	College - Championship	3:48.583 (7)	8:59.424 (7) 5:10.841	13:29.395 (7) 4:29.971	16:16.205 2:46.810	3.70%	0:34.837
8th	8		Syracuse Acosta, Z.	College - Championship	3:46.354 (8)	8:59.363 (8) 5:13.009	13:30.458 (8) 4:31.095	16:16.535 2:46.077	3.74%	0:35.167
9th	17		Brown Uni - W GIANNETTI, A.	College - Championship	3:49.176 (9)	9:00.418 (9) 5:11.242	13:31.984 (9) 4:31.566	16:18.786 2:46.802	3.97%	0:37.418
10th	19		USC Women Van de Griff, J.	College - Championship	3:52.572 (10)	9:04.508 (10) 5:11.936	13:35.088 (10) 4:30.580	16:20.927 2:45.839	4.20%	0:39.559
11th	11		BU Women Robbins, K.	College - Championship	3:54.643 (11)	9:10.797 (11) 5:16.154	13:47.658 (11) 4:36.861	16:38.762 2:51.104	6.10%	0:57.394
12th	20		Princeton Thiele, K.	College - Championship	3:53.643 (12)	9:13.112 (12) 5:19.469	13:52.072 (12) 4:38.960	16:40.549 2:48.477	6.29%	0:59.181
13th	12		Tennessee - Women Schildmeyer, K.	College - Championship	3:56.318 (13)	9:13.601 (13) 5:17.283	13:53.788 (13) 4:40.187	16:42.524 2:48.736	6.50%	1:01.156
14th	6		Radcliffe Jacobson, H.	College - Championship	3:51.792 (14)	9:11.653 (14) 5:19.861	13:52.645 (14) 4:40.992	16:42.707 2:50.062	6.52%	1:01.339
15th	14		Minnesota Weyrauch, S.	College - Championship	3:51.133 (15)	9:13.072 (15) 5:21.939	13:57.793 (15) 4:44.721	16:55.100 2:57.307	7.83%	1:13.732
16th	15		Dartmouth Hochberg, E.	College - Championship	3:58.406 (16)	9:20.565 (16) 5:22.159	14:05.985 (16) 4:45.420	17:00.975 2:54.990	8.46%	1:19.607
17th	10		Northeastern University Howe, H.	College - Championship	3:57.544 (17)	9:19.656 (17) 5:22.112	14:09.207 (17) 4:49.551	17:04.328 2:55.121	8.81%	1:22.960
18th	13		Cornell University VanHouten, E.	College - Championship	4:09.423 (18)	9:39.644 (18) 5:30.221	14:31.152 (18) 4:51.508	17:27.204 2:56.052	11.24%	1:45.836
19th	18		Northeastern University Walt, L.	College - Championship	4:32.900 (19)	10:28.902 (19) 5:56.002	15:36.002 (19) 5:07.100	18:43.854 3:07.852	19.39%	3:02.486

Place	Bow	Blade	Organization	Special Medal Designation	Riverside	Weld	CBC	Finish	Percent	Margin
16			Minerva Peeters, R.	College - Championship						

Event 62 (W LW 8+)







Women's Lightweight Eights

Official

Final 1

14:25 - 10/24/2021 (Scheduled)

14:25 - 10/24/2021 (Actual)

Place	Bow	Blade	Organization	Riverside	Weld	CBC	Finish	Percent	Margin
1st	1		Princeton Polson, S.	3:56.916(1)	9:13.556(1) 5:16.640	13:50.886(1) 4:37.330	16:37.246 2:46.360		
2nd	3		Georgetown Orriols, A.	4:01.560(2)	9:23.876(2) 5:22.316	14:03.368(2) 4:39.492	16:54.116 2:50.748	1.69%	0:16.870
3rd	2		Radcliffe Butler, A.	4:02.924(3)	9:30.025(3) 5:27.101	14:12.984(3) 4:42.959	17:07.238 2:54.254	3.01%	0:29.992
4th	4		BU Women Healy, K.	4:00.990(4)	9:31.909(4) 5:30.919	14:16.416(4) 4:44.507	17:11.426 2:55.010	3.43%	0:34.180
5th	7		Radcliffe Jacques, A.	4:11.570(5)	9:44.213(5) 5:32.643	14:34.389(5) 4:50.176	17:31.692 2:57.303	5.46%	0:54.446
6th	5		University of Wisconsin Payne, E.	4:17.631(6)	9:55.460(6) 5:37.829	14:49.166(6) 4:53.706	17:49.581 3:00.415	7.25%	1:12.335
7th	6		MIT Northrup, N.	4:26.643(7)	10:18.158(7) 5:51.515	15:28.163(7) 5:10.005	18:35.727 3:07.564	11.88%	1:58.481

Event 63 (W COLLEGE 8+)


















Women's Collegiate Eights





















Official




Final 1

14:39 - 10/24/2021 (Scheduled)

14:39 - 10/24/2021 (Actual)





















Place	Bow	Blade	Organization	Riverside	Weld	CBC	Finish	Percent	Margin
1st	11		Mercyhurst University Avery, O.	4:02.081(1)	9:30.841(1) 5:28.760	14:23.733(1) 4:52.892	17:16.794 2:53.061		
2nd	2		Wellesley College Hallstrom, A.	4:04.264(2)	9:33.193(2) 5:28.929	14:25.148(2) 4:51.955	17:19.578 2:54.430	0.27%	0:02.784
3rd	1		Bates College Winter, C.	4:05.679(3)	9:36.692(3) 5:31.013	14:28.189(3) 4:51.497	17:22.050 2:53.861	0.51%	0:05.256
4th	3		WPI Bazakas-Chamberlain, M.	4:11.901(4)	9:45.019(4) 5:33.118	14:41.169(4) 4:56.150	17:38.077 2:56.908	2.05%	0:21.283
5th	6		Tufts University Dooley, K.	4:09.800(5)	9:48.076(5) 5:38.276	14:45.208(5) 4:57.132	17:41.805 2:56.597	2.41%	0:25.011
6th	8		Grand Valley Shorkey, H.	4:07.866(6)	9:45.909(6) 5:38.043	14:44.577(6) 4:58.668	17:43.519 2:58.942	2.58%	0:26.725
7th	5		Ithaca Arndt, A.	4:12.632(7)	9:52.079(7) 5:39.447	14:47.804(7) 4:55.725	17:45.219 2:57.415	2.74%	0:28.425
8th	12		Williams College Boat Club Goodall, G.	4:09.907(8)	9:47.081(8) 5:37.174	14:47.956(8) 5:00.875	17:46.987 2:59.031	2.91%	0:30.193
9th	36		Clark University Brown, C.	4:10.211(9)	9:45.971(9) 5:35.760	14:43.408(9) 4:57.437	17:49.823 3:06.415	3.19%	0:33.029
10th	7		Smith College Smyth, E.	4:13.871(10)	9:52.606(10) 5:38.735	14:50.240(10) 4:57.634	17:50.514 3:00.274	3.25%	0:33.720
11th	19		Wellesley College VanBuskirk, A.	4:11.717(11)	9:52.255(11) 5:40.538	14:57.630(11) 5:05.375	18:02.700 3:05.070	4.43%	0:45.906
12th	10		Coast Guard Kirwin, M.	4:16.057(12)	10:03.079(12) 5:47.022	15:08.598(12) 5:05.519	18:07.035 2:58.437	4.85%	0:50.241
13th	16		Bates College Bussey, G.	4:21.978(13)	10:02.613(13) 5:40.635	15:04.663(13) 5:02.050	18:09.448 3:04.785	5.08%	0:52.654
14th	17		Tufts University Lazar, S.	4:19.696(14)	10:00.448(14) 5:40.752	15:01.971(14) 5:01.523	18:09.940 3:07.969	5.13%	0:53.146
15th	29		Williams College Boat Club Owens, A.	4:15.500(15)	10:02.005(15) 5:46.505	15:02.780(15) 5:00.775	18:11.222 3:08.442	5.25%	0:54.428
16th	31		Trinity Tiffin, Z.	4:28.267(16)	10:07.602(16) 5:39.335	15:08.843(16) 5:01.241	18:13.201 3:04.358	5.44%	0:56.407
17th	18		Middlebury Haouchine, O.	4:13.365(17)	10:00.978(17) 5:47.613	15:04.688(17) 5:03.710	18:13.268 3:08.580	5.45%	0:56.474





















Place	Bow	Blade	Organization	Riverside	Weld	CBC	Finish	Percent	Margin
18th	14		Mount Holyoke College Keep, C.	4:19.203(18)	10:00.737(18) 5:41.534	15:06.980(18) 5:06.243	18:14.979 3:07.999	5.61%	0:58.185
19th	4		Hamilton Norum, E.	4:17.848(19)	10:00.976(19) 5:43.128	15:07.712(19) 5:06.736	18:16.986 3:09.274	5.81%	1:00.192
20th	13		Wesleyan Rowe, E.	4:24.896(20)	10:09.926(20) 5:45.030	15:12.732(20) 5:02.806	18:17.399 3:04.667	5.85%	1:00.605
21st	15		RIT Siwek, N.	4:18.659(21)	10:03.128(21) 5:44.469	15:10.041(21) 5:06.913	18:18.657 3:08.616	5.97%	1:01.863
22nd	33		Wesleyan Wiley, M.	4:29.772(22)	10:17.563(22) 5:47.791	15:21.567(22) 5:04.004	18:27.599 3:06.032	6.83%	1:10.805
23rd	28		Bowdoin Egan, Z.	4:18.465(23)	10:08.314(23) 5:49.849	15:19.842(23) 5:11.528	18:31.975 3:12.133	7.25%	1:15.181
24th	40		Colby College LaRovere Abrams, E.	4:25.294(24)	10:09.614(24) 5:44.320	15:26.285(24) 5:16.671	18:36.226 3:09.941	7.66%	1:19.432
25th	24		URI Boat Club Lewis, H.	4:26.454(25)	10:19.151(25) 5:52.697	15:29.159(25) 5:10.008	18:41.406 3:12.247	8.16%	1:24.612
26th	22		WPI Jaeger, C.	4:29.354(26)	10:22.986(26) 5:53.632	15:30.003(26) 5:07.017	18:43.562 3:13.559	8.37%	1:26.768
27th	38		Marietta College Guhde, R.	4:30.422(27)	10:19.659(27) 5:49.237	15:31.051(27) 5:11.392	18:44.077 3:13.026	8.42%	1:27.283
28th	39		Ohio State Rauch, L.	4:25.210(28)	10:19.345(28) 5:54.135	15:36.392(28) 5:17.047	18:46.337 3:09.945	8.64%	1:29.543
29th	37		Clemson Dantzcher, K.	4:30.857(29)	10:23.659(29) 5:52.802	15:36.164(29) 5:12.505	18:50.750 3:14.586	9.06%	1:33.956
30th	35		Lewis & Clark Alcorn, S.	4:35.359(30)	10:31.485(30) 5:56.126	15:43.629(30) 5:12.144	18:57.953 3:14.324	9.76%	1:41.159
31st	27		Vermont WOLFE, E.	4:31.109(31)	10:40.056(31) 6:08.947	15:52.263(31) 5:12.207	19:02.108 3:09.845	10.16%	1:45.314
32nd	20		St. Lawrence Shyne, R.	4:28.126(32)	10:26.040(32) 5:57.914	15:46.847(32) 5:20.807	19:05.013 3:18.166	10.44%	1:48.219
33rd	23		Stockton University pope, m.	4:32.008(33)	10:29.013(33) 5:57.005	15:51.529(33) 5:22.516	19:05.730 3:14.201	10.51%	1:48.936
34th	34		Catholic University Faber, C.	4:35.160(34)	10:40.119(34) 6:04.959	16:00.451(34) 5:20.332	19:15.378 3:14.927	11.44%	1:58.584
35th	9		UC Santa Barbara Soesbe, A.	4:35.971(35)	10:41.065(35) 6:05.094	16:04.662(35) 5:23.597	19:20.109 3:15.447	11.89%	2:03.315
36th	21		Simmons Gaehde, S.	4:34.998(36)	10:38.292(36) 6:03.294	16:06.677(36) 5:28.385	19:25.315 3:18.638	12.40%	2:08.521
37th	30		Hamilton Trombone, s.	4:34.545(37)	10:40.447(37) 6:05.902	16:02.405(37) 5:21.958	19:25.753 3:23.348	12.44%	2:08.959

Place	Bow	Blade	Organization	Riverside	Weld	CBC	Finish	Percent	Margin
38th	25		Illinois Ellis, E.	4:41.889(38)	10:43.678(38) 6:01.789	16:15.269(38) 5:31.591	19:39.201 3:23.932	13.74%	2:22.407
39th	32		Vassar College Winickoff, S.	4:56.237(39)	11:19.156(39) 6:22.919	17:02.701(39) 5:43.545	20:21.663 3:18.962	17.83%	3:04.869
40th	26		JWU Rowing Taylor, A.	5:07.202(40)	11:42.007(40) 6:34.805	17:31.026(40) 5:49.019	21:04.668 3:33.642	21.98%	3:47.874

Event 64 (M COLLEGE 4+)























Men's Collegiate Fours











				Official	Final 1					
14:58 - 10/24/2021 (Scheduled)										
14:58 - 10/24/2021 (Actual)										
Place	Bow	Blade	Organization	Riverside	Weld	CBC	Finish	Percent	Margin	Penalty
1st	7		Vanderbilt Misey, J.	3:53.631(1)	9:16.894(1) 5:23.263	14:00.688(1) 4:43.794	16:49.708 2:49.020			
2nd	10		Mercyhurst University Debasitis, E.	3:56.261(2)	9:21.306(2) 5:25.045	14:03.606(2) 4:42.300	16:53.320 2:49.714	0.36%	0:03.612	
3rd	3		Bowdoin Donnelly, M.	3:51.841(3)	9:16.498(3) 5:24.657	14:06.191(3) 4:49.693	17:00.979 2:54.788	1.12%	0:11.271	
4th	4		Oklahoma City Stankovic, T.	3:57.050(4)	9:25.979(4) 5:28.929	14:15.194(4) 4:49.215	17:04.337 2:49.143	1.45%	0:14.629	
5th	2		UC Santa Barbara Thrasher, C.	3:52.904(5)	9:16.891(5) 5:23.987	14:10.896(5) 4:54.005	17:07.068 2:56.172	1.72%	0:17.360	
6th	29		Embry-Riddle Aeronautical University Kuncak, V.	4:01.400(6)	9:26.719(6) 5:25.319	14:18.285(6) 4:51.566	17:12.294 2:54.009	2.24%	0:22.586	
7th	39		UC Irvine Wearn, R.	4:05.408(7)	9:34.215(7) 5:28.807	14:23.468(7) 4:49.253	17:13.257 2:49.789	2.33%	0:23.549	
8th	19		Marietta College McWhite, J.	4:00.663(8)	9:34.269(8) 5:33.606	14:21.699(8) 4:47.430	17:16.622 2:54.923	2.67%	0:26.914	
9th	16		Drexel Watson, H.	3:57.654(9)	9:21.264(9) 5:23.610	14:09.736(9) 4:48.472	17:17.801 3:08.065	2.78%	0:28.093	
10th	11		Michigan RA Misthos, G.	4:05.377(10)	9:35.940(10) 5:30.563	14:24.958(10) 4:49.018	17:18.125 2:53.167	2.81%	0:28.417	
11th	9		Virginia RA Remigino, M.	3:57.324(11)	9:27.716(11) 5:30.392	14:22.384(11) 4:54.668	17:22.099 2:59.715	3.21%	0:32.391	
12th	20		Marist Curtis, R.	4:10.883(12)	9:39.874(12) 5:28.991	14:31.782(12) 4:51.908	17:26.866 2:55.084	3.68%	0:37.158	
13th	8		UNC Men's Crew Schichlein, K.	3:58.568(13)	9:33.027(13) 5:34.459	14:31.811(13) 4:58.784	17:27.854 2:56.043	3.78%	0:38.146	
14th	6		Vermont Johnson, G.	3:57.686(14)	9:39.294(14) 5:41.608	14:36.085(14) 4:56.791	17:30.903 2:54.818	4.08%	0:41.195	
15th	26		Lafayette Ames, E.	4:13.867(15)	9:50.525(15) 5:36.658	14:41.364(15) 4:50.839	17:34.125 2:52.761	4.40%	0:44.417	
16th	13		Bates College Sochia, C.	4:02.476(16)	9:39.406(16) 5:36.930	14:37.082(16) 4:57.676	17:38.290 3:01.208	4.81%	0:48.582	
17th	14		Boston College Ryan, M.	4:12.778(17)	9:43.042(17) 5:30.264	14:40.435(17) 4:57.393	17:40.650 3:00.215	5.05%	0:50.942	
18th	5		Notre Dame Reilly, N.	4:01.789(18)	9:41.685(18) 5:39.896	14:47.674(18) 5:05.989	17:45.314 2:57.640	5.51%	0:55.606	
19th	1		Orange Coast Buscalgio, J.	4:02.785(19)	9:46.191(19) 5:43.406	14:47.481(19) 5:01.290	17:50.173 3:02.692	5.99%	1:00.465	
20th	34		Grand Valley Hagmeyer, M.	4:07.251(20)	9:42.561(20) 5:35.310	14:53.439(20) 5:10.878	17:52.530 2:59.091	6.22%	1:02.822	

Place	Bow	Blade	Organization	Riverside	Weld	CBC	Finish	Percent	Margin	Penalty
21st	28		Colgate Civitello, G.	4:19.742(21)	10:02.605(21) 5:42.863	15:03.674(21) 5:01.069	18:02.098 2:58.424	7.17%	1:12.390	
22nd	22		St. Josephs Kelly, J.	4:18.678(22)	9:59.989(22) 5:41.311	15:05.628(22) 5:05.639	18:02.661 2:57.033	7.23%	1:12.953	
23rd	23		Lewis & Clark Hepner, J.	4:20.898(23)	10:06.286(23) 5:45.388	15:08.619(23) 5:02.333	18:03.456 2:54.837	7.30%	1:13.748	
24th	18		Washington Southwick, W.	4:07.429(24)	9:55.529(24) 5:48.100	15:03.302(24) 5:07.773	18:04.380 3:01.078	7.40%	1:14.672	
25th	33		Trinity Wenk, R.	4:19.479(25)	9:58.051(25) 5:38.572	15:07.513(25) 5:09.462	18:10.346 3:02.833	7.99%	1:20.638	
26th	40		Loyola MD Francia, T.	4:19.480(26)	10:00.814(26) 5:41.334	15:11.860(26) 5:11.046	18:12.425 3:00.565	8.19%	1:22.717	
27th	25		CWRU Testa, A.	4:23.585(27)	10:06.883(27) 5:43.298	15:10.027(27) 5:03.144	18:13.174 3:03.147	8.27%	1:23.466	
28th	30		Wesleyan Deweese, L.	4:23.942(28)	10:10.761(28) 5:46.819	15:16.400(28) 5:05.639	18:16.456 3:00.056	8.59%	1:26.748	
29th	15		Vermont Bennett, L.	4:21.364(29)	10:04.456(29) 5:43.092	15:10.310(29) 5:05.854	18:18.112 3:07.802	8.76%	1:28.404	
30th	38		Tufts University Montalto, J.	4:23.568(30)	10:10.122(30) 5:46.554	15:17.036(30) 5:06.914	18:18.695 3:01.659	8.81%	1:28.987	
31st	31		Williams College Boat Club Miles, P.	4:21.852(31)	10:09.432(31) 5:47.580	15:15.901(31) 5:06.469	18:20.108 3:04.207	8.95%	1:30.400	
32nd	37		Connecticut Nam, G.	4:22.516(32)	10:11.155(32) 5:48.639	15:25.740(32) 5:14.585	18:27.084 3:01.344	9.64%	1:37.376	
33rd	36		UC Santa Barbara Galus, A.	4:16.318(33)	10:01.002(33) 5:44.684	15:25.153(33) 5:24.151	18:30.012 3:04.859	9.93%	1:40.304	
34th	12		Fordham Gwitt, S.	4:14.693(34)	9:58.399(34) 5:43.706	14:57.747(34) 4:59.348	18:21.545 3:23.798	9.10%	1:31.837	1:00.000
35th	32		Adrian College Barletta, E.	4:33.166(35)	10:41.454(35) 6:08.288	16:09.291(35) 5:27.837	19:25.805 3:16.514	15.46%	2:36.097	
36th	21		U.S. Merchant Marine Academy Rothley, C.	4:40.466(36)	10:47.245(36) 6:06.779	16:15.384(36) 5:28.139	19:32.822 3:17.438	16.15%	2:43.114	
37th	17		Trinity Bejoian, B.	4:10.517(37)	10:11.924(37) 6:01.407	15:27.636(37) 5:15.712	18:39.264 3:11.628	10.85%	1:49.556	1:00.000
38th	35		Coast Guard Mills, L.	4:25.209(38)	10:15.425(38) 5:50.216	15:32.637(38) 5:17.212	18:40.086 3:07.449	10.93%	1:50.378	1:00.000
39th	27		U.S. Merchant Marine Academy Dietrich, A.	4:46.246(39)	11:01.428(39) 6:15.182	16:45.845(39) 5:44.417	20:09.748 3:23.903	19.81%	3:20.040	
40th	24		NY Maritime Hanke, E.	4:52.780(40)	11:17.083(40) 6:24.303	16:48.884(40) 5:31.801	20:11.523 3:22.639	19.99%	3:21.815	

Event 65 (W COLLEGE 4+)





Women's Collegiate Fours

		Official		Final 1							
15:15 - 10/24/2021 (Scheduled)											
15:15 - 10/24/2021 (Actual)											
Place	Bow	Blade	Organization	Division	Riverside	Weld	CBC	Finish	Percent	Margin	Penalty
1st	2		U of Calgary RC Anderson, H.		4:18.658(1)	10:17.709(1) 5:59.051	15:28.724(1) 5:11.015	18:34.740 3:06.016			
2nd	3		Barry Alonso Alderete, A.		4:22.566(2)	10:23.898(2) 6:01.332	15:42.779(2) 5:18.881	18:55.883 3:13.104	1.90%	0:21.143	
3rd	1		FIT Lutter, L.		4:27.869(3)	10:30.294(3) 6:02.425	15:54.991(3) 5:24.697	19:06.248 3:11.257	2.83%	0:31.508	
4th	27		Colorado Hooper, V.		4:37.333(4)	10:48.972(4) 6:11.639	16:07.491(4) 5:18.519	19:16.796 3:09.305	3.77%	0:42.056	
5th	7		Lafayette Simpson, H.		4:39.259(5)	10:43.388(5) 6:04.129	16:04.144(5) 5:20.756	19:18.872 3:14.728	3.96%	0:44.132	
6th	4		Jefferson Schacht, M.		4:33.543(6)	10:41.632(6) 6:08.089	16:10.582(6) 5:28.950	19:29.718 3:19.136	4.93%	0:54.978	
7th	11		Bowdoin O'Sullivan, L.		4:38.849(7)	10:43.297(7) 6:04.448	16:16.573(7) 5:33.276	19:34.124 3:17.551	5.33%	0:59.384	
8th	8		Bates College Horvat, M.		4:41.983(8)	10:56.147(8) 6:14.164	16:29.163(8) 5:33.016	19:52.205 3:23.042	6.95%	1:17.465	
9th	12		Embry-Riddle Aeronautical University Djurovic, I.		4:46.053(9)	11:01.092(9) 6:15.039	16:37.736(9) 5:36.644	19:56.787 3:19.051	7.36%	1:22.047	
10th	24		William Smith Wertheimer, A.		4:46.245(10)	11:07.582(10) 6:21.337	16:38.708(10) 5:31.126	19:59.905 3:21.197	7.64%	1:25.165	
11th	5		Clemson Henderson, E.		4:47.584(11)	11:06.611(11) 6:19.027	16:48.197(11) 5:41.586	20:10.616 3:22.419	8.60%	1:35.876	
12th	29		Manhattan Etta, M.		5:01.015(12)	11:23.757(12) 6:22.742	17:03.277(12) 5:39.520	20:28.213 3:24.936	10.18%	1:53.473	
13th	31		Northwestern Hancock, A.		4:53.704(13)	11:20.147(13) 6:26.443	17:03.773(13) 5:43.626	20:30.011 3:26.238	10.34%	1:55.271	
14th	9		Colby College Hurney, C.		4:49.579(14)	11:16.555(14) 6:26.976	17:02.550(14) 5:45.995	20:33.350 3:30.800	10.64%	1:58.610	
15th	16		Vanderbilt Holtzman, E.		4:55.219(15)	11:18.954(15) 6:23.735	17:05.728(15) 5:46.774	20:33.920 3:28.192	10.69%	1:59.180	
16th	15		Liberty Schaible, M.		5:03.060(16)	11:28.167(16) 6:25.107	17:07.558(16) 5:39.391	20:35.240 3:27.682	10.81%	2:00.500	
17th	18		Washington Yang, A.		5:05.306(17)	11:39.768(17) 6:34.462	17:21.533(17) 5:41.765	20:50.753 3:29.220	12.20%	2:16.013	
18th	13		Wellesley College Lipkin, M.		4:55.485(18)	11:28.795(18) 6:33.310	17:21.299(18) 5:52.504	20:50.833 3:29.534	12.21%	2:16.093	
19th	32		Wellesley College Welsh, K.		4:59.478(19)	11:40.012(19) 6:40.534	17:24.010(19) 5:43.998	20:52.483 3:28.473	12.36%	2:17.743	
20th	6		Vermont Donnelly, S.		5:02.608(20)	11:36.083(20) 6:33.475	17:21.839(20) 5:45.756	21:02.996 3:41.157	13.30%	2:28.256	
21st	19		Middlebury Stanley, E.		5:03.264(21)	11:47.771(21) 6:44.507	17:33.774(21) 5:46.003	21:03.248 3:29.474	13.32%	2:28.508	
22nd	14		Coast Guard Nasti, A.		5:03.540(22)	11:39.867(22) 6:36.327	17:33.883(22) 5:54.016	21:03.776 3:29.893	13.37%	2:29.036	









Place	Bow	Blade	Organization	Division	Riverside	Weld	CBC	Finish	Percent	Margin	Penalty
23rd	26		UC Irvine Debray, H.	Club	5:03.347(23)	11:39.020(23) 6:35.673	17:32.507(23) 5:53.487	21:04.800 3:32.293	13.46%	2:30.060	
24th	10		Trinity Rivera, M.		5:10.844(24)	11:51.527(24) 6:40.683	17:45.115(24) 5:53.588	21:07.483 3:22.368	13.70%	2:32.743	
25th	20		St. John Fisher College Rowing Schnupp, A.		5:05.841(25)	11:50.125(25) 6:44.284	17:47.697(25) 5:57.572	21:27.231 3:39.534	15.47%	2:52.491	
26th	30		Clark University Bufalino, L.		5:09.379(26)	11:55.529(26) 6:46.150	18:03.476(26) 6:07.947	21:46.323 3:42.847	17.19%	3:11.583	
27th	25		Adrian College Kelley, A.		5:17.437(27)	12:14.740(27) 6:57.303	18:21.745(27) 6:07.005	21:55.303 3:33.558	17.99%	3:20.563	
28th	17		U.S. Merchant Marine Academy Nissen, L.		5:08.157(28)	12:02.381(28) 6:54.224	18:17.075(28) 6:14.694	21:59.239 3:42.164	18.34%	3:24.499	
29th	23		URI Boat Club Kelly, R.		5:16.918(29)	12:19.905(29) 7:02.987	18:25.489(29) 6:05.584	22:02.423 3:36.934	18.63%	3:27.683	
30th	22		Marquette Jones, H.		5:20.148(30)	12:17.276(30) 6:57.128	18:30.321(30) 6:13.045	22:12.168 3:41.847	19.50%	3:37.428	
31st	21		Stockton University Bailey, A.		5:21.336(31)	12:44.196(31) 7:22.860	19:17.842(31) 6:33.646	23:12.414 3:54.572	24.91%	4:37.674	
32nd	28		NY Maritime Cirelli, M.		6:00.672(32)	13:57.354(32) 7:56.682	21:02.437(32) 7:05.083	25:15.384 4:12.947	35.94%	6:40.644	1:00.000

Event DCPC2X (DC PC 2X)

Directors' Challenge Parent/Child Doubles

		Official		Final 1						
15:35 - 10/24/2021 (Scheduled)										
15:35 - 10/24/2021 (Actual)										
Place	Bow	Blade	Organization	Riverside	Weld	CBC	Finish	Percent	Margin	Penalty
1st	1		KTC Koven, L.	4:17.336(1)	10:02.831(1) 5:45.495	15:08.176(1) 5:05.345	18:09.692 3:01.516			
2nd	7		Hollywood Rowing Club Chavez, A.	4:24.056(2)	10:17.902(2) 5:53.846	15:23.686(2) 5:05.784	18:27.473 3:03.787	1.63%	0:17.781	
3rd	13		Redwood Scullers Kawaja, J.	4:31.220(3)	10:36.633(3) 6:05.413	15:51.748(3) 5:15.115	19:00.073 3:08.325	4.62%	0:50.381	
4th	4		Marin Laurberg, N.	4:28.104(4)	10:38.058(4) 6:09.954	15:59.394(4) 5:21.336	19:12.084 3:12.690	5.73%	1:02.392	
5th	15		Unaff. (USA) Roberts, J.	4:27.999(5)	10:46.467(5) 6:18.468	16:07.815(5) 5:21.348	19:27.773 3:19.958	7.17%	1:18.081	
6th	12		Lake Sunapee Bridwell, H.	4:30.731(6)	10:45.851(6) 6:15.120	16:15.541(6) 5:29.690	19:33.104 3:17.563	7.65%	1:23.412	
7th	9		Pioneer Valley Riverfront Club Moss, B.	4:37.121(7)	10:56.958(7) 6:19.837	16:24.290(7) 5:27.332	19:40.964 3:16.674	8.38%	1:31.272	
8th	8		Cambridge Murphy, R.	4:41.863(8)	10:57.589(8) 6:15.726	16:23.671(8) 5:26.082	19:43.108 3:19.437	8.57%	1:33.416	
9th	5		CRLS/RBC - Composite Cannistraro, L.	4:38.776(9)	11:05.268(9) 6:26.492	16:32.107(9) 5:26.839	19:45.091 3:12.984	8.75%	1:35.399	
10th	11		Undine rhodes, b.	4:39.840(10)	11:02.479(10) 6:22.639	16:36.188(10) 5:33.709	19:58.041 3:21.853	9.94%	1:48.349	
11th	2		West Side Rowing Club Marks, T.	4:35.754(11)	11:03.637(11) 6:27.883	16:41.663(11) 5:38.026	20:03.593 3:21.930	10.45%	1:53.901	
12th	18		College Club Seattle Gradek, Q.	4:40.247(12)	11:07.025(12) 6:26.778	16:44.516(12) 5:37.491	20:06.040 3:21.524	10.68%	1:56.348	
13th	3		Cambridge Morsss, S.	4:45.257(13)	11:11.837(13) 6:26.580	16:46.376(13) 5:34.539	20:06.781 3:20.405	10.75%	1:57.089	
14th	26		BSBC/ENRC - Composite Henry, I.	4:45.938(14)	11:12.949(14) 6:27.011	16:48.638(14) 5:35.689	20:09.944 3:21.306	11.04%	2:00.252	
15th	21		Unaff. (USA) Biggs, J.	4:40.031(15)	11:10.013(15) 6:29.982	16:43.611(15) 5:33.598	20:10.424 3:26.813	11.08%	2:00.732	
16th	28		Marin Bennett, P.	4:45.271(16)	11:13.157(16) 6:27.886	16:53.362(16) 5:40.205	20:19.679 3:26.317	11.93%	2:09.987	
17th	46		Unaff. (USA) Smith, P.	4:52.196(17)	11:28.519(17) 6:36.323	17:08.721(17) 5:40.202	20:38.730 3:30.009	13.68%	2:29.038	
18th	42		Putney RC Erickson, T.	4:56.746(18)	11:31.533(18) 6:34.787	17:15.424(18) 5:43.891	20:44.027 3:28.603	14.16%	2:34.335	
19th	31		Saugatuck Kiely, D.	4:49.590(19)	11:24.304(19) 6:34.714	17:21.186(19) 5:56.882	20:47.377 3:26.191	14.47%	2:37.685	

Place	Bow	Blade	Organization	Riverside	Weld	CBC	Finish	Percent	Margin	Penalty
20th	10		Vesper Colgan, N.	4:53.379(20)	11:33.006(20) 6:39.627	17:20.807(20) 5:47.801	20:51.909 3:31.102	14.89%	2:42.217	
21st	20		Riverside Bers, N.	4:53.178(21)	11:41.148(21) 6:47.970	17:27.300(21) 5:46.152	20:55.060 3:27.760	15.18%	2:45.368	
22nd	6		Los Gatos Orlando, R.	5:06.229(22)	11:49.327(22) 6:43.098	17:30.537(22) 5:41.210	21:00.927 3:30.390	15.71%	2:51.235	
23rd	33		Unaff. (USA) Peters, H.	5:02.723(23)	11:44.453(23) 6:41.730	17:35.437(23) 5:50.984	21:01.248 3:25.811	15.74%	2:51.556	
24th	43		Pettipaug Elfstrom, O.	5:00.908(24)	11:46.193(24) 6:45.285	17:29.688(24) 5:43.495	21:04.666 3:34.978	16.06%	2:54.974	
25th	30		Carnegie Lake Flynn, J.	4:47.536(25)	11:48.388(25) 7:00.852	17:51.056(25) 6:02.668	21:27.042 3:35.986	18.11%	3:17.350	
26th	44		CRI Guerra, E.	5:12.942(26)	12:02.911(26) 6:49.969	17:55.896(26) 5:52.985	21:32.488 3:36.592	18.61%	3:22.796	
27th	45		CRI Provost, W.	5:09.257(27)	12:01.224(27) 6:51.967	17:57.632(27) 5:56.408	21:39.155 3:41.523	19.22%	3:29.463	
28th	27		Fairmount Kieffer, G.	5:07.931(28)	12:06.548(28) 6:58.617	18:19.031(28) 6:12.483	21:58.949 3:39.918	21.04%	3:49.257	
29th	16		NeuBayern Eierle, C.	5:10.458(29)	12:06.782(29) 6:56.324	18:09.595(29) 6:02.813	21:59.740 3:50.145	21.11%	3:50.048	
30th	22		Pettipaug Bogaert, W.	5:04.471(30)	12:03.572(30) 6:59.101	18:14.178(30) 6:10.606	22:01.228 3:47.050	21.25%	3:51.536	
31st	41		CRI Pohlig, E.	5:13.629(31)	12:03.714(31) 6:50.085	18:05.871(31) 6:02.157	21:52.568 3:46.697	20.45%	3:42.876	0:15.000
32nd	40		New York AC Brisson, C.	5:20.330(32)	12:19.321(32) 6:58.991	18:23.089(32) 6:03.768	22:08.084 3:44.995	21.88%	3:58.392	
33rd	25		Humboldt Bay Sack, K.	5:16.603(33)	12:30.001(33) 7:13.398	18:53.343(33) 6:23.342	22:36.857 3:43.514	24.52%	4:27.165	
34th	37		Augusta Yeager, C.	5:28.369(34)	12:38.083(34) 7:09.714	18:51.363(34) 6:13.280	22:43.967 3:52.604	25.17%	4:34.275	0:05.000
35th	32		Dallas Yandell, P.	5:28.027(35)	12:45.265(35) 7:17.238	19:03.844(35) 6:18.579	22:53.729 3:49.885	26.07%	4:44.037	
36th	17		PCRA Clark, C.	5:22.472(36)	12:42.475(36) 7:20.003	19:13.336(36) 6:30.861	23:06.954 3:53.618	27.28%	4:57.262	
37th	19		Hull Lifesaving Wolfe, C.	5:26.638(37)	12:43.932(37) 7:17.294	19:12.580(37) 6:28.648	23:09.518 3:56.938	27.51%	4:59.826	
38th	29		Siege Perilous Rowing Club Braatz, S.	5:31.249(38)	13:07.354(38) 7:36.105	19:36.191(38) 6:28.837	23:36.364 4:00.173	29.98%	5:26.672	
39th	49		Unaff. (USA) Grassi, C.	5:43.333(39)	13:18.961(39) 7:35.628	19:59.720(39) 6:40.759	24:01.088 4:01.368	32.25%	5:51.396	
40th	38		Maine Rowing Association LeBourdais, L.	5:49.611(40)	13:29.786(40) 7:40.175	20:11.721(40) 6:41.935	24:17.924 4:06.203	33.79%	6:08.232	
41st	24		Nantucket Springer, L.	5:43.759(41)	13:32.860(41) 7:49.101	20:22.117(41) 6:49.257	24:21.644 3:59.527	34.13%	6:11.952	

Place	Bow	Blade	Organization	Riverside	Weld	CBC	Finish	Percent	Margin	Penalty
42nd	35		Bulldog Millar, A.	5:52.198(42)	13:44.101(42) 7:51.903	20:31.334(42) 6:47.233	24:40.199 4:08.865	35.84%	6:30.507	
43rd	39		Cambridge Fountain, B.	5:48.067(43)	13:45.884(43) 7:57.817	20:53.478(43) 7:07.594	25:00.731 4:07.253	37.72%	6:51.039	
44th	47		Unaff. (USA) Kendall, M.	5:40.550(44)	13:19.089(44) 7:38.539	20:04.272(44) 6:45.183	24:12.385 4:08.113	33.28%	6:02.693	1:15.000
45th	23		Marin Gelardin, E.	6:22.324(45)	14:40.309(45) 8:17.985	22:04.801(45) 7:24.492	26:33.607 4:28.806	46.24%	8:23.915	
46th	48		Unaff. (USA) Rotman, C.	6:44.358(46)	15:35.592(46) 8:51.234	24:03.478(46) 8:27.886	28:46.280 4:42.802	58.42%	10:36.588	
	14		Unaff. (USA) Sipe, J.							
	34		LWRC/SRA - Composite Lund, D.							
	36		Cambridge pueper, C.							

Event DCMX8 (DCMX8)

















Director's Challenge Mixed Eight

Official

Final 1

15:59 - 10/24/2021 (Scheduled)

15:59 - 10/24/2021 (Actual)

Place	Bow	Blade	Organization	Riverside	Weld	CBC	Finish	Percent	Margin	Handicap
1st	2		Club Nautico De San Juan Hogwarts Express	3:48.244(1)	9:00.230(1) 5:11.986	13:31.556(1) 4:31.326	16:12.063 2:40.507			0:12.000
2nd	8		Chinook ChinookOne	3:54.393(2)	9:15.646(2) 5:21.253	13:57.924(2) 4:42.278	16:46.089 2:48.165	3.50%	0:34.026	0:21.000
3rd	3		Riverside RBC Great 8	3:55.123(3)	9:17.695(3) 5:22.572	13:59.118(3) 4:41.423	16:45.816 2:46.698	3.47%	0:33.753	0:16.000
4th	7		Willamette RC Withycombe, J.	4:09.098(4)	9:46.440(4) 5:37.342	14:46.281(4) 4:59.841	17:40.016 2:53.735	9.05%	1:27.953	1:10.000
5th	6		DeWolfe Hungry Like DeWolfe	4:04.974(5)	9:42.267(5) 5:37.293	14:42.343(5) 5:00.076	17:39.106 2:56.763	8.95%	1:27.043	0:45.000
6th	1		US Para National Team US PR3 Mixed 8	3:59.841(6)	9:24.723(6) 5:24.882	14:09.975(6) 4:45.252	16:56.780 2:46.805	4.60%	0:44.717	0.00
7th	13		Saugatuck Saugatuck Rowing Club	4:23.579(7)	10:12.996(7) 5:49.417	15:24.317(7) 5:11.321	18:26.957 3:02.640	13.88%	2:14.894	1:14.000
8th	9		CPR/NHRC/ROW/WBC - Composite Whidbey Composite	4:29.543(8)	10:29.649(8) 6:00.106	15:51.356(8) 5:21.707	18:58.529 3:07.173	17.13%	2:46.466	1:29.000
9th	5		Sammamish Rowing Association Colvin, P.	4:26.752(9)	10:23.030(9) 5:56.278	15:34.717(9) 5:11.687	18:43.158 3:08.441	15.54%	2:31.095	0:57.000
10th	4		Nashville Last Swing Before The Ring	4:17.741(10)	10:00.420(10) 5:42.679	15:05.003(10) 5:04.583	18:11.104 3:06.101	12.25%	1:59.041	0:18.000
11th	15		Cambridge CBC Burgee	4:22.971(11)	10:12.140(11) 5:49.169	15:24.189(11) 5:12.049	18:27.046 3:02.857	13.89%	2:14.983	0:27.000
12th	14		San Diego RC M&R SDRC	4:41.059(12)	10:45.873(12) 6:04.814	16:12.701(12) 5:26.828	19:27.696 3:14.995	20.13%	3:15.633	1:10.000
13th	11		Cambridge Aliens	4:45.321(13)	11:01.296(13) 6:15.975	16:38.593(13) 5:37.297	19:55.684 3:17.091	23.00%	3:43.621	0:57.000
14th	12		CRI Morning Sweepers	4:56.606(14)	11:32.351(14) 6:35.745	17:28.028(14) 5:55.677	20:57.143 3:29.115	29.33%	4:45.080	0:57.000
15th	16		CRI CRI-GS	4:57.907(15)	11:31.750(15) 6:33.843	17:22.002(15) 5:50.252	20:50.914 3:28.912	28.69%	4:38.851	0:08.000
16th	10		CRI GS II Evening	5:15.279(16)	12:18.300(16) 7:03.021	18:33.844(16) 6:15.544	22:10.129 3:36.285	36.84%	5:58.066	1:19.000